



People at Work 2024: A Global Workforce View

The pandemic's dramatic upheavals are behind us, but technological advances, evolving workplace norms and a vast demographic shift are transforming the world of work in even greater ways.

The ADP Research Institute





Contents

Executive summary	4
Introduction	7
Data and methodology	8
What workers want: pay—and more	9
What workers expect: pay increases	14
The promise and peril of remote work	25
ESG and DEI: a workforce divided	29
Career development: room for improvement	40
Stress, the constant companion	44
Conclusion	49




Regional Workforce View

Asia Pacific 50



Executive summary: navigating change



For the past four years, the ADP Research Institute has surveyed workers around the globe to learn about their on-the-job experiences before, during and after the pandemic. This work has illuminated the world's journey through a deep economic downturn, the subsequent cost-of-living crisis and monumental change tied to remote and hybrid work. As we've passed each of these milestones, People at Work has captured how the global labour force has adapted and changed.

The world is shaking off its pandemic-driven upheaval, but change hasn't slowed. As new opportunities and challenges reshape the labour market, workers in some ways have remained constant in their priorities—they still put great value on remuneration and job security, for example. But in other ways, they feel under threat from technology, stress and shifting workplace norms.

Using detailed survey responses from more than 34,000 workers in 18 countries, People at Work continues to capture this evolution. In 2024, we present six key findings:

1 **What workers want: pay—and more**

Workers put salary at the top of their priority list for the fourth year running. More than 55% of respondents rank pay among their top three job priorities.

At the same time, employees are more dissatisfied with their pay than with any other prioritised attribute. Strengthening economies have elevated expectations for pay increases.

Workers are largely unified on the priority of pay, but we captured regional and generational differences when it comes to other job values. Half of workers in the Asia Pacific region list job security as a high priority, second only to pay in importance for this region. Workers in Europe, by contrast, prize the day-to-day enjoyment of work over job security.

Young workers, moreover, are making their presence known as a distinct global voice. One in five prioritise training and experience, more than any other age group. And while they want flexibility to do their work where and when they choose, young adults prioritise workplace flexibility less than other job attributes, possibly because they've grown to accept it as a given.

2 **What workers expect: pay increases**

Our last survey captured high expectations for pay increases. That sentiment is prevalent again this year as widespread inflation resets workers' expectations.

In 2023, the average pay increase was 4%, according to our survey. In 2024, workers anticipate pay increases of more than 5% on average.

But if 2023 is any measure, people are likely to be disappointed. Survey respondents in every country overestimated their pay gains that year. And even though most workers expect pay growth to accelerate, a sizeable 19% expect their remuneration to remain unchanged. That's up from 16% a year ago.


3 **The promise and peril of remote work**

The global labour market has improved a great deal over the last four years, with the unemployment rate for the world's largest economies now below pre-pandemic levels. Our survey reflects this new stability, with a greater proportion of workers feeling secure in their jobs. A strong sense of job security is evident in every region we surveyed.

Despite this improvement, workers are uneasy about other changes, including artificial intelligence and remote work.

People who say that AI has the power to make their work easier are less likely to feel insecure about losing their jobs. Workers who are unsure or concerned about the impact of AI report higher levels of job insecurity.

And the remote work arrangements that many employees and employers have embraced have come with a downside. Remote workers are more likely to feel like their organisations are monitoring them.



4 ESG and DEI: a workforce divided

National conversations about environmental, social and governance initiatives and diversity, equity and inclusion vary a great deal around the world and are heavily influenced by cultural, regulatory and political norms and practices.

As the ESG and DEI landscapes continue to shift, worker sentiment reveals both common ground and points of divergence. Nearly half of workers say their employers offer diversity training, followed by awareness events (36%) and targeted recruiting (34%).

Workers also tell us that diversity training is the most effective of the programs their employers offer, far outpacing more controversial practices such as hiring quotas.

Moreover, enthusiasm about DEI practices diverges along generational lines. Workers aged 55 and older are nearly five times more likely than 18- to 24-year-olds to doubt the effectiveness of any DEI initiative.

Turning to ESG practices, workers seem satisfied that companies are meeting the goals those workers deem important, especially when it comes to minimising the impact of carbon emissions, increasing data privacy and fostering a safe, healthy, fair and productive workplace.

5 Career development: room for improvement

Less than half of workers feel their employer invests in the skills they need to advance their careers. And almost half say the skillsets of the future will require technological knowledge that isn't needed in their jobs today. Forty-two percent of workers globally think AI will replace some or all of their job functions.

Taken together, these results point to a skills confidence gap. Workers don't trust that their employers are investing in their careers.

6 Stress, the constant companion

Last year, our survey highlighted the toll that stress in the workplace was taking on the global workforce. This year, half of workers report feeling stress on the job, but the share who say they feel stress every day has fallen to below pre-pandemic levels.

Still, given the importance of mental health on productivity and performance, employers need to keep their eye on the ball when it comes to workplace stress. Only 21% of people surveyed feel their employer fully supports their mental wellbeing. Employees in our global sample who feel supported by managers and colleagues are less likely to fall into the high-stress category.



Our take on the state of the global workforce

This year will mark an important transition from a troubled, pandemic-driven economy to a new, post-pandemic world. In this new version of work, the pandemic imprint lingers, but technological advances, changing demographics and shifting workplace norms will drive seismic change.

For employers seeking to navigate a labour market in transition, having a keen awareness of workforce sentiment is crucial. Companies that communicate clearly, calibrate worker expectations, nurture trust and invest in skill development can stay ahead of what's to come.

Introduction: the great transition

The post-pandemic reset is behind us and a new era of work is being shaped both by old trends long in the making and rapid-fire developments that society has yet to fully harness.

Most immediately, inflation rates that remain uncomfortably high are offsetting the benefit of low global unemployment. That has made cost-of-living worries top of mind for workers. While people cope with higher prices, wages for many have been slow to keep up.

Then there are the demographic trends that have been building for decades. The world's ageing population is approaching a tipping point and soon will be replaced by a new generation of workers. Until that happens, an older workforce could hamper efforts to regain and maintain pre-pandemic levels of growth in some countries. Europe, China and the United States are particularly vulnerable. Widespread retirements will mean skill shortages and the loss of institutional knowledge.

In other parts of the world, the rapid growth of young and prime-age working populations, especially in emerging and developing economies, will pose its own challenges. This emergent labour force is reshaping attitudes about workplace culture, stress, diversity and corporate stewardship.

Accompanying these economic and demographic challenges are pioneering innovations in artificial intelligence. These new technologies have the potential to alter work at a fundamental level, yet for many of today's workers, that potential isn't readily apparent. The promise of AI is removed from their everyday, on-the-job reality.

Against the backdrop of these massive socio-economic and technology drivers, the world seems to be finding new footing. Hybrid and remote work, once exceptional, has become commonplace. Inflation, while still too high globally, has been checked and continues to decline. Unemployment rates are the same or lower than they were before the pandemic.

These positive trends would seem to signal that the world of work is settling into its new normal, but we think differently. A careful analysis of tens of thousands of worker responses shows that workforce upheaval isn't over, it's just different. People are adapting quickly to some of these changes while keeping a gimlet eye on others, such as artificial intelligence, that have potential to reshape their world, for good or ill.

Our findings punctuate the importance of employee engagement and ongoing skill development at this critical juncture in workplace evolution. Workers want more from their employers than they did four years ago and pay expectations in many countries have shifted into overdrive.

That means companies must manage an evolving workforce even as they navigate shifting economic and geopolitical change. Success will require a keen understanding of how to engage and motivate a multigenerational workforce amid changing workplace paradigms.

People at Work can help set companies on the right track. By providing intelligence on how workers feel and think, what they demand and expect, this report should empower HR professionals to meet challenges and capitalise on opportunities both now and in the future.



Data and methodology

The ADP Research Institute's annual People at Work report mines the perceptions and thoughts of workers around the world. We ask people about their work, their employers and themselves. We invite them to tell us what they want, what they expect and what they get from their jobs and their organisations.

The ADP Research Institute surveyed 34,612 workers in 18 countries around the world.

15,383
in Europe

France, Germany, Italy, the Netherlands, Poland, Spain, Switzerland and the United Kingdom

3,802
in North America

Canada and the United States

5,860
in Latin America

Argentina, Brazil and Chile

9,567
in Asia Pacific

Australia, China, India, Japan and Singapore

The survey was conducted online in the local language. Overall results are weighted by the share of the working population in each country and the percentage of women as a share of the working population.

What workers want: pay – and more

In an era of widespread labour shortages, employee engagement and retention are a top priority for companies. A clear understanding of what workers want, and how their preferences vary by region, managerial level, age, gender and even parental status can help employers fashion policies to attract and keep talent.

We asked people what was important to them in a job, then ranked their level of satisfaction in those areas to calculate what share of workers are satisfied with their employer’s performance or contribution.

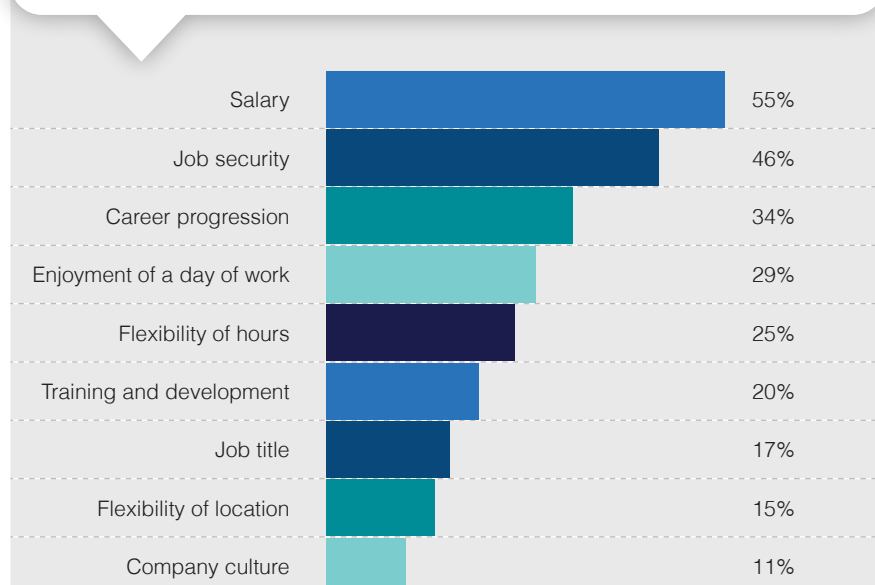
Not surprisingly, salary remains the top priority in every region and across all age groups. But too many workers are unhappy with what they’re being paid. And other values are shifting with the times.



**Pay is the No.1 priority–
and source of pain**


Pay tops the list of worker priorities in all four regions and for every age group. More than 55% of respondents worldwide included it in their top three job attributes.

What, if anything, is most important to you in a job? (Tick up to three)



But 40% of workers who place importance on salary are dissatisfied with what their employer pays them. Salary fares worse than every other priority when it comes to how well employers deliver.

Workers rank job security second only to salary in terms of importance and employers perform better in this category than any other.



Training and development ranks highly among workers in Latin America (25%), especially when compared with Europe (16%) and North America (18%).

Regional differences

After salary, more than half of Asia Pacific respondents put importance on job security, and that share is even larger in India and China. In Latin America, the proportion of workers selecting job security was a more distant second to salary, at 36%.

Worker wants are different in Europe, too. There, respondents place a high value on day-to-day enjoyment of the job (43%) and job security (35%) after salary. This might be due to Europe's more generous worker protections, which reduce the risk that a person will be dismissed and could alleviate concerns about job security.

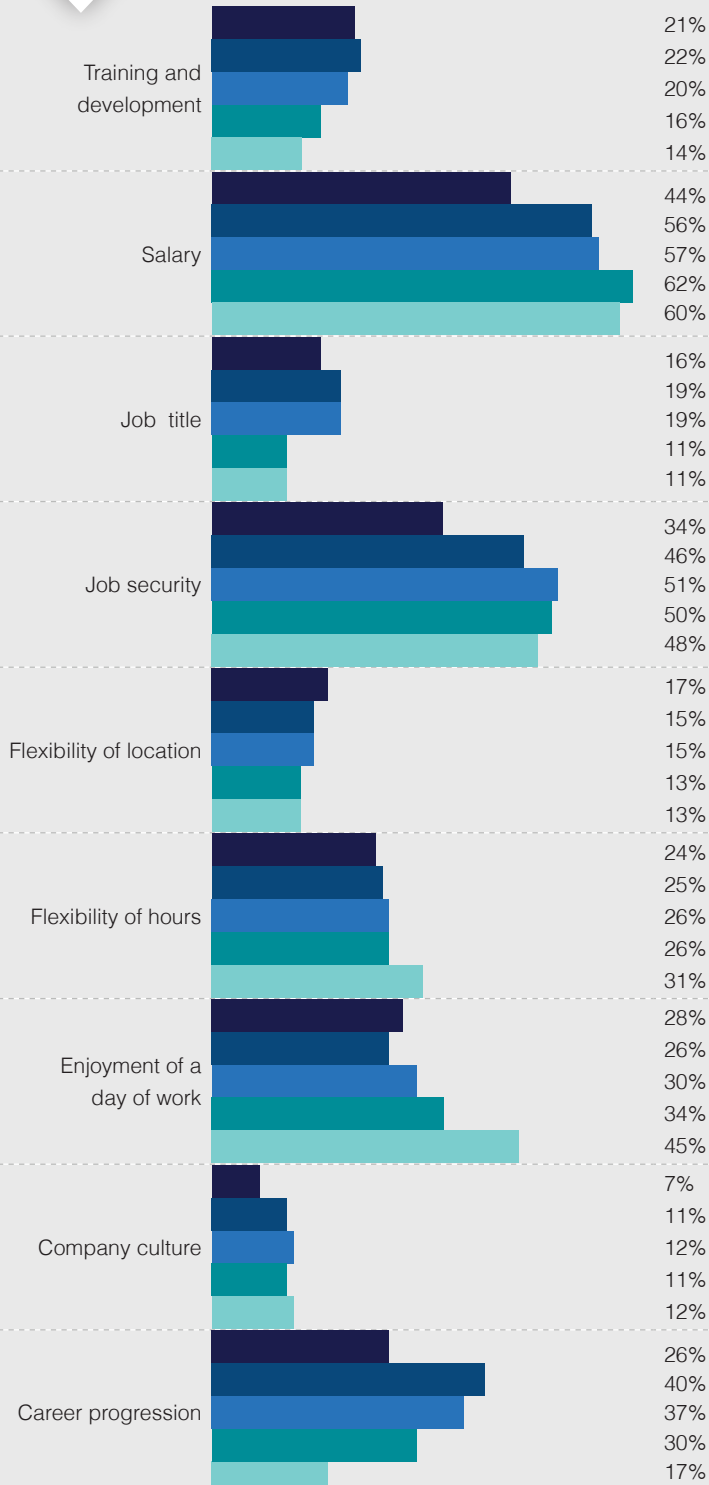
Generational differences

In advanced economies, workers born to the post-World War II generation are retiring in large numbers. Those born in the late 1980s and early 1990s are moving up the management ladder, and people born around the turn of the century are entering the job market.

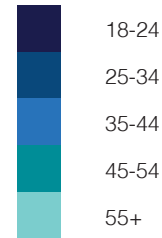
With this generational change comes a shift in what workers want from their employers.



Which job attribute is most important? (by age)

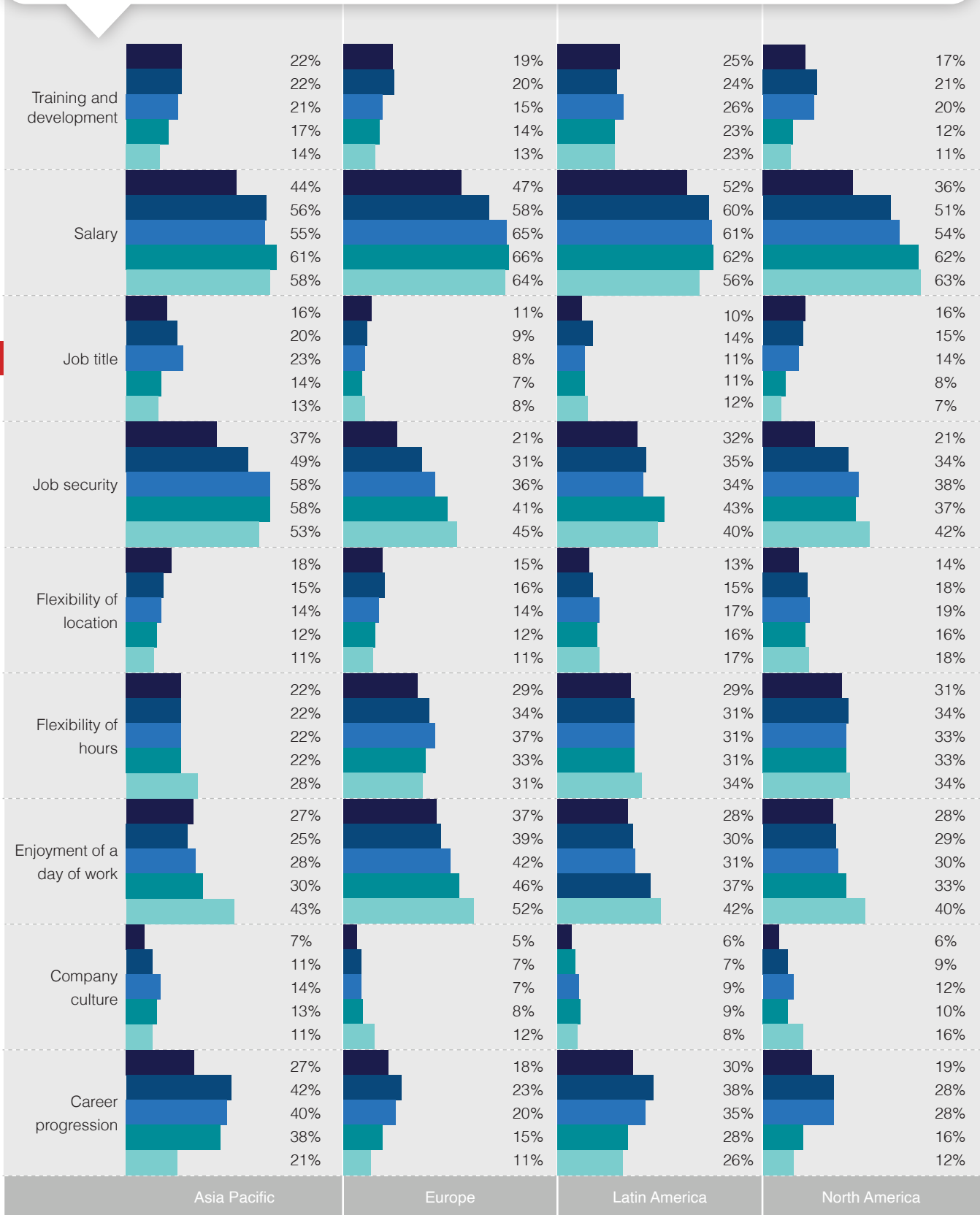


Key



As adults aged 25 to 34 settle into the workplace and begin to advance in their careers, they're less likely than any other group to make day-to-day enjoyment a top job priority (26%).

Which job attribute is most important? (by age and region)



Key

18-24

25-34

35-44

45-54

55+



The devaluation of workplace flexibility

Perhaps the biggest change to the global workplace over the last four years has been the widespread adoption and availability of flexible work arrangements.

Demand for flexibility jumped to the forefront during the pandemic but has since waned in importance.

Workers of all ages and in all regions rank flexibility of location below salary, job security, work enjoyment and career progression. In Europe, only 14% of respondents prize flexible location, a smaller share than in Asia Pacific (15%), Latin America (15%), and North America (17%).

The desire for flexibility and other job preferences also varies with age. Workers aged 55 and older prize autonomy over their time more than their younger counterparts. Thirty-one percent of workers aged 55 and older put flexible hours among their top priorities, compared to less than 24% of workers aged 18 to 24.




17% of younger adults say they want freedom to choose where they work, compared to 13% of older workers.





What workers expect: pay increases

After a bout of surging inflation, pay and wages are at the forefront of global workforce issues. While the worst seems to be behind us, people still haven't fully adapted to higher prices. This elevated cost of living has reset worker expectations on pay.



Great expectations

Pay expectations remain high even though the pace of inflation has slowed. More than three in four workers received a pay increase during the previous 12 months, with the average pay rise coming in at about 4%. Wage expectations for the current year are higher, averaging more than 5%.

But if the past is any measure, people are likely to be disappointed. Survey respondents in every country overestimated their pay gains last year.

The biggest miss was in Latin America, which recorded the world's highest rate of inflation in 2023. There also was a mismatch in Poland, where inflation was more than 14% last year and remains among the highest in Europe.

In general, workers in countries with a high rate of inflation have greater expectations for pay increases.

China was an exception. Despite moderate inflation, workforce expectations are high, and pay increases disappointed.

Salary expectations and actual change in 2023

		Salary increase received in 2023	Salary increase expected in 2023	Difference
Asia Pacific	Australia	3%	6%	-3
	China	4%	9%	-5
	India	6%	8%	-2
	Japan	Not surveyed	2%	N/A
	Singapore	3%	7%	-4
Europe	France	3%	6%	-3
	Germany	4%	6%	-2
	Italy	3%	6%	-3
	Netherlands	5%	5%	0
	Poland	5%	10%	-5
	Spain	3%	5%	-2
	Switzerland	3%	7%	-4
	UK	4%	6%	-2
Latin America	Argentina	10%	13%	-3
	Brazil	4%	10%	-6
	Chile	3%	8%	-5
North America	Canada	3%	6%	-3
	USA	4%	7%	-3

Note: Salary increases and expected increases are averaged.

Salary change over the last 12 months

	Global	Asia Pacific	Europe	Latin America	North America
Decrease (pay cut)	5%	5%	3%	3%	5%
No increase or decrease	26%	26%	30%	30%	28%
1-3%	20%	19%	27%	27%	23%
4-6%	21%	21%	20%	20%	18%
7-9%	12%	13%	10%	10%	11%
10-12%	10%	11%	6%	6%	10%
13-15%	3%	3%	2%	2%	2%
More than 15%	3%	3%	2%	2%	3%
Average increase	4%	4%	3%	3%	4%

Salary rise expected over the next 12 months

	Global	Asia Pacific	Europe	Latin America	North America
Decrease (pay cut)	3%	3%	2%	1%	3%
No increase or decrease	20%	19%	28%	11%	24%
1-3%	20%	20%	22%	9%	23%
4-6%	21%	21%	21%	18%	21%
7-9%	14%	14%	12%	13%	12%
10-12%	13%	14%	9%	19%	10%
13-15%	5%	5%	3%	7%	4%
More than 15%	6%	5%	4%	23%	4%
Average increase	6%	6%	4%	9%	5%

Note: Numbers might not add to 100% due to averaging and rounding.

Pay gains pick up

A year ago, 32% of workers reported no change in their wages. This year, that number fell to 26%.

Wage stagnation eased most in Asia Pacific, where the share of people who saw no change in their pay fell from 32% to 26% in 2023. In Latin America, 23% of workers say their pay held steady, down from 28% in 2022. In Europe, the number fell by four points to 30%, and in North America it eased less than two points to 28%.

While wage stagnation has declined, 20% of workers globally still expect their pay to remain unchanged in 2024, up from 15% a year ago. In the Asia Pacific region, 18% of workers expect no change in their pay, up from 13%.

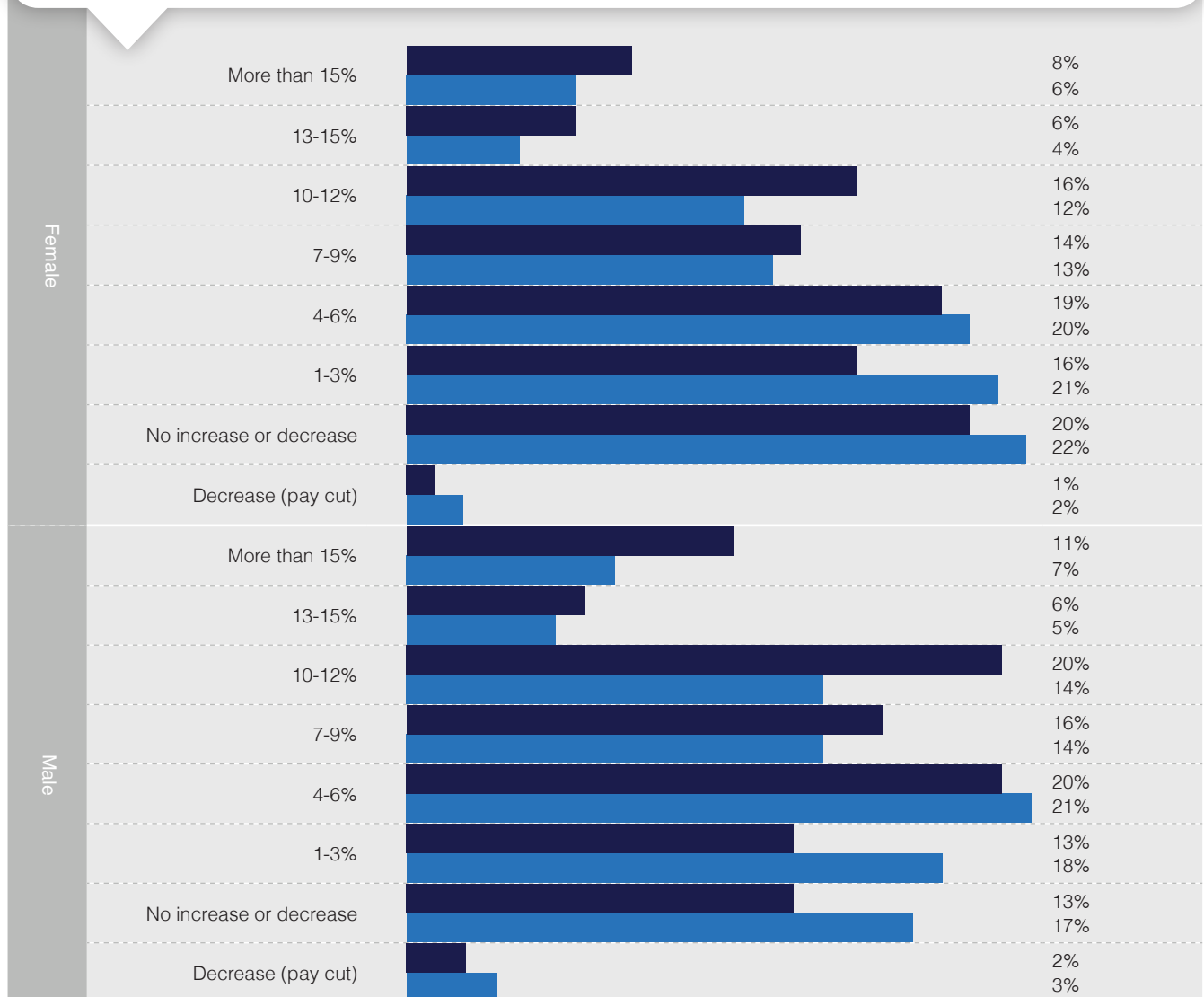
Only 11% of workers in Latin America expect their pay to be unchanged this year. The numbers are higher in Europe (28%) and North America (24%).

The gender pay gap persists

While more workers expect a pay freeze or pay cut, men are more likely to feel that way than women. But in fact, pay stagnation has eased more for women than men. The share of women who say they saw no change in pay decreased from 38% a year ago to 29% in 2023. For men, the share fell from 28% to 24%.

This might be because female workers are more concentrated in service-sector jobs such as health care, leisure and hospitality and retail, all of which experienced some of the biggest pay gains of the pandemic recovery.

Expected pay change distributions by gender



Key 2022 2023



Women in the Asia Pacific region saw the biggest improvement, with the share of wage-stagnant workers shrinking from 40% to 27%. That wasn't enough to close the gap with men, however. Wage stagnation among men fell by three percentage points.



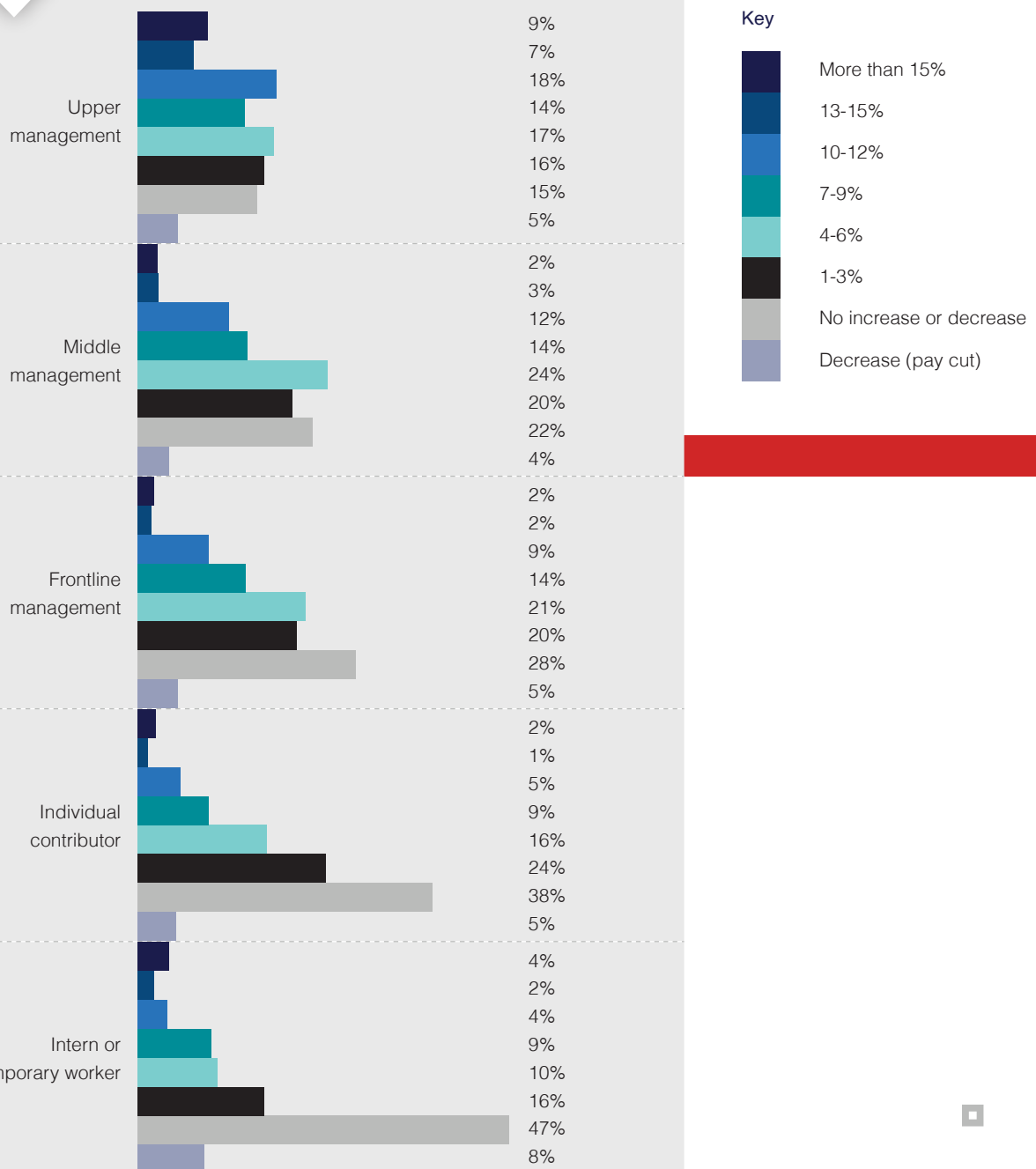
More men and women in the Asia Pacific region anticipate wage stagnation in 2024 than they did in 2023 (from 16% to 21% among women and from 11% to 17% for men), a sentiment that coincides with forecasts of slowing economic growth in China.

Managers have a different outlook on pay

The higher a person ranks in management, the more likely they are to anticipate—and receive—higher wages. Whereas pay gains for non-managerial workers are heavily skewed toward lower cost-of-living increases, they tend to cluster at higher levels for upper managers.



How much did your pay change in the past 12 months? (by managerial level)

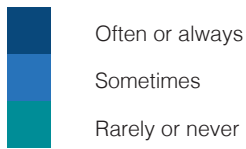


Pay cheque errors are still a problem

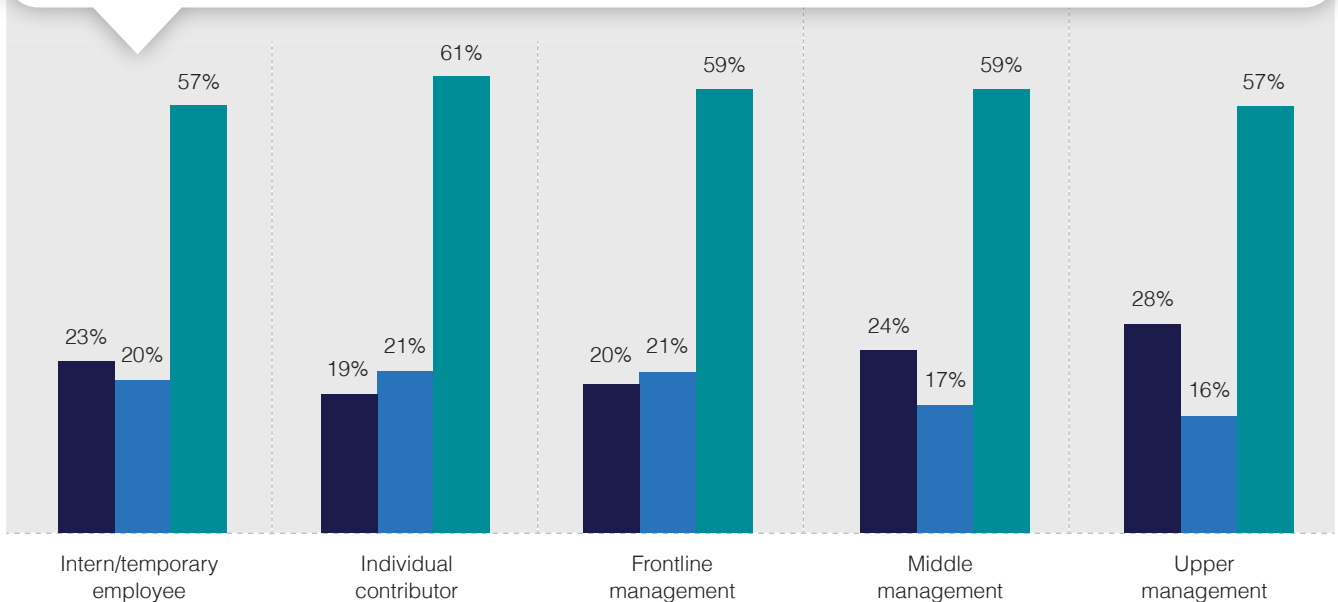
Managers might have an advantage in pay, but they have no advantage when it comes to mistakes in their pay cheques.

Survey respondents are more likely to say they're often or always underpaid if they're in upper management (28%) or middle management (24%). Frontline employees and individual contributors are less likely to say they're frequently underpaid.

Key

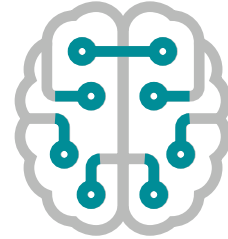


I experience underpayment mistakes (by frequency and managerial level)



Job security remains a concern

People feel better about their job security than they did a year ago, but they're threatened by developments inside and outside the workplace, including artificial intelligence, remote work and economic conditions.



AI is both a threat and a promise

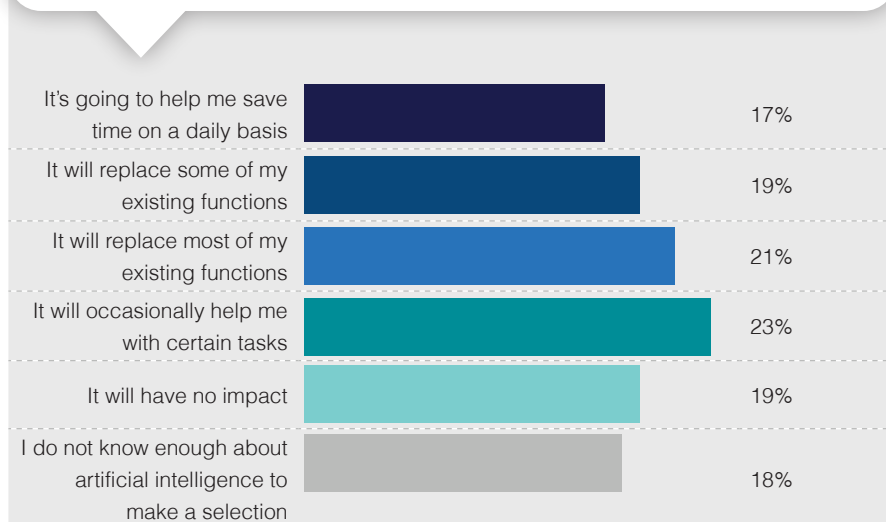
The emergence of generative artificial intelligence has affected how some workers feel about job security.

People who believe that AI eventually will make their work easier, saving them time every day, are the least likely (17%) to feel insecure about their jobs. Workers who don't know enough about AI to have an opinion are slightly more insecure (18%).

There are workers who think AI will have no impact on their jobs, and workers who think it will replace some of their existing functions. Among both groups, 19% of respondents say they don't feel secure in their jobs.

What role do you think artificial intelligence will play in your work over the next 2-3 years?

Share of respondents who feel insecure about their jobs.





Health care has the largest share of workers (73%) who say they're being monitored more than ever.

Workers feel watched

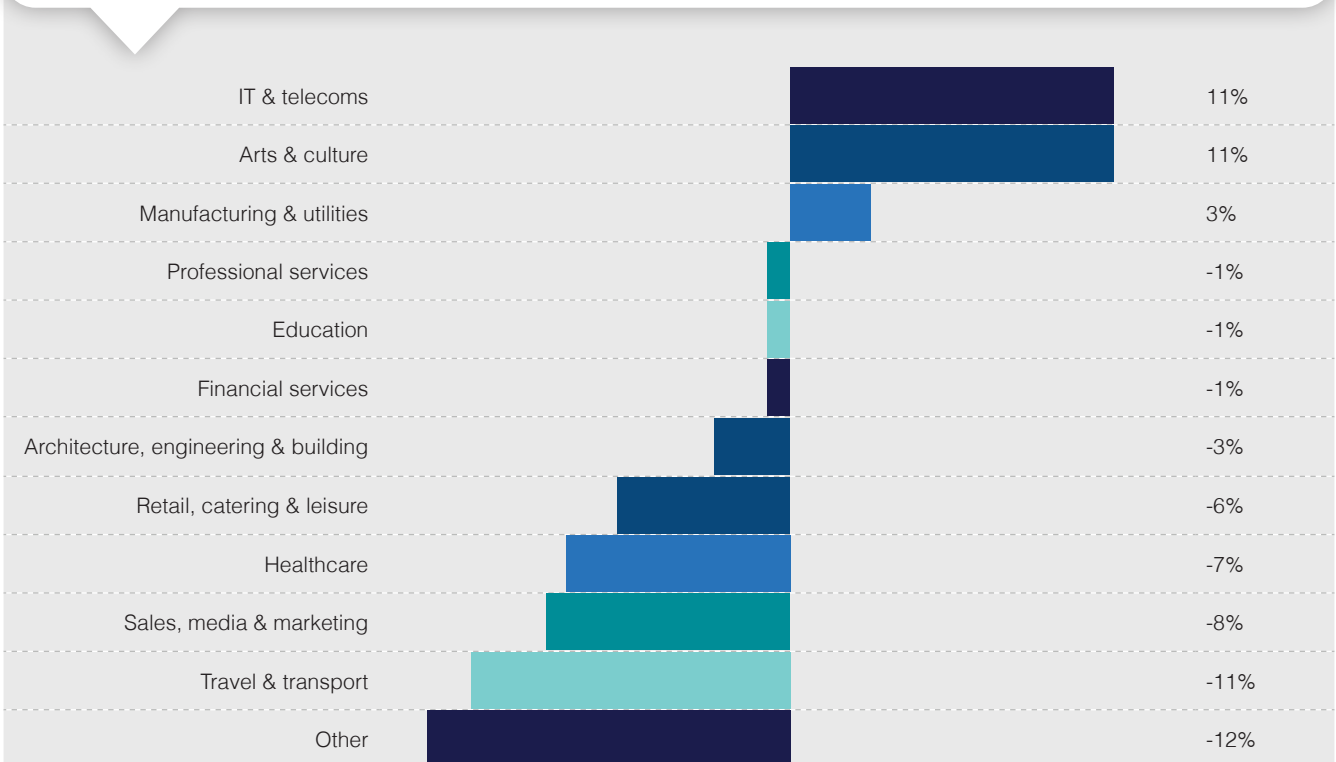
Most workers think their employers are monitoring their time and attendance, regardless of where they are, but the belief is more prevalent among remote workers (68%). Hybrid workers (65%), too, are more likely than their on-site colleagues (60%) to feel like they're being watched.

The belief that employers are watching workers more than ever isn't prevalent across all industries.

In travel and transport, retail, catering, and leisure—sectors where labour was in great demand in the post-pandemic economy—far fewer workers feel like their time and attendance are being monitored more closely.

In media and marketing and IT and telecoms—industries that tightened less following the pandemic—worker suspicions have intensified.

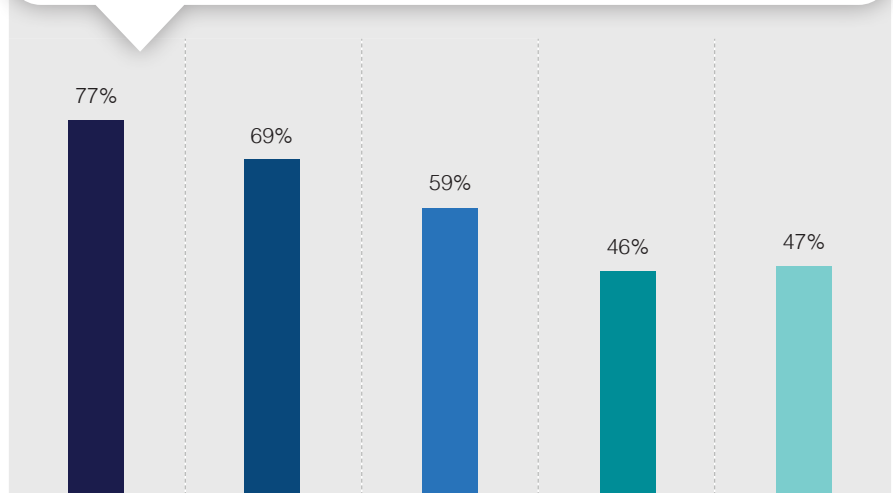
My employer is monitoring timekeeping and attendance more closely (year-over-year change)



Even managers feel the watchful eye of their employers. In fact, they're more likely than individual contributors to believe they're being monitored. More than 77% of upper managers say their employers are watching them more closely, compared to 46% of individual contributors.



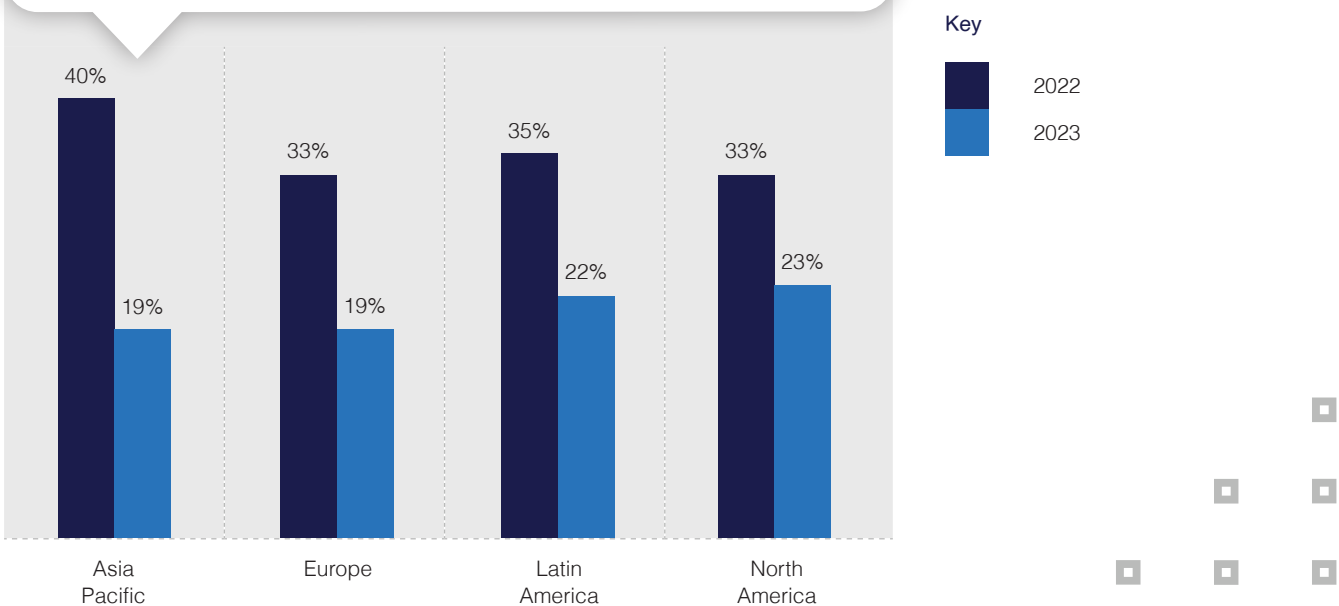
My employer is monitoring timekeeping and attendance more closely



Job insecurity

Overall, job insecurity fell dramatically amid the economic gains of 2023, especially in the Asia Pacific region.

I don't feel secure in my job





In North America, the decrease in job insecurity was greater in Canada (a decline of more than 12 percentage points to less than 20%) than in the United States (a decline of more than nine percentage points to 24%).


In the Asia Pacific region, China and India were the standouts, with the share of workers reporting job insecurity falling more than 18 percentage points and 25 percentage points, respectively.

In parts of Europe, workers continued to fret over job security as household spending slowed. A recession in the Netherlands and economic woes in the United Kingdom limited the chance for people to feel more confident about job security in those countries.

Among workers in Latin America, job insecurity decreased across the board, most dramatically in Chile, where the share of workers feeling insecure fell by more than 18 percentage points.



The promise and peril of remote work



As more employers mandate a partial or full return to the office, they risk eroding worker confidence. Remote workers feel more watched and less secure. And in large numbers around the world, they feel judged.

At the same time, those back-to-office mandates might be more bluster than fact. Workers say their employers have become more flexible, not less, when it comes to when and where they do their jobs.



Shifting workplaces

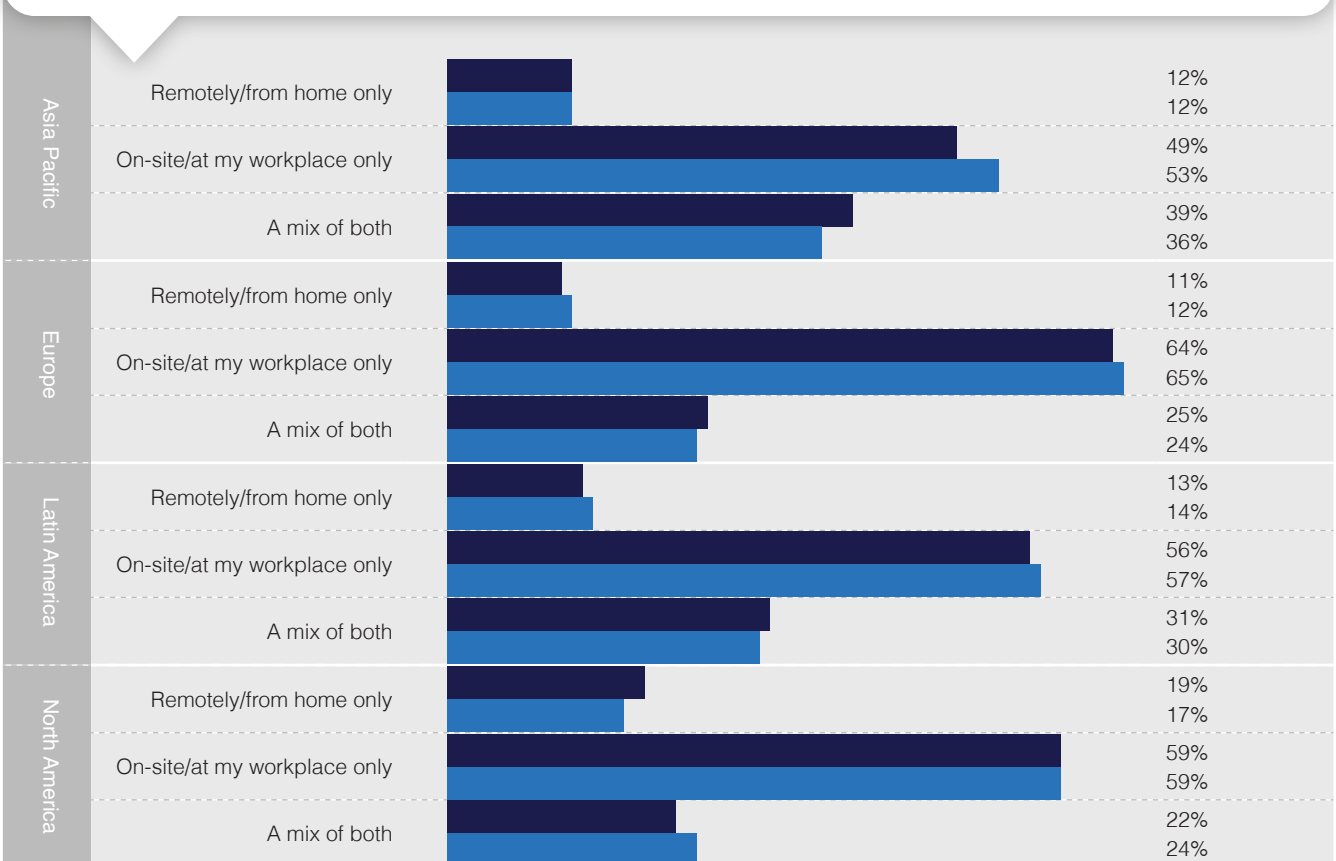
The Asia Pacific region saw the largest drop in hybrid work, but even that change was slight (from less than 39% to 36%). The region also had the biggest increase in people working fully on site (49% to 53%).

The share of fully on-site workers actually grew in 2023, rising from 52% to nearly 55%. Most of that growth came from a two percentage point drop in the share of hybrid workers. The share of remote workers, at 12%, barely budged.

Only North America bucked the global trend. Its hybrid workforce grew by two percentage points as the share of fully remote workers shrank. The heavy concentration of Canadian and U.S. workers in sectors that facilitate remote work, such as finance, professional services, information and technology, might be driving this trend.

In Latin America, the prevalence of both remote and on-site work grew slightly while hybrid work fell.

Where do you work?



Key

■ 2022 ■ 2023

Taken together, these numbers suggest a stickiness to remote work even as companies push employees for more time on site.

Return to the office? Not so fast.

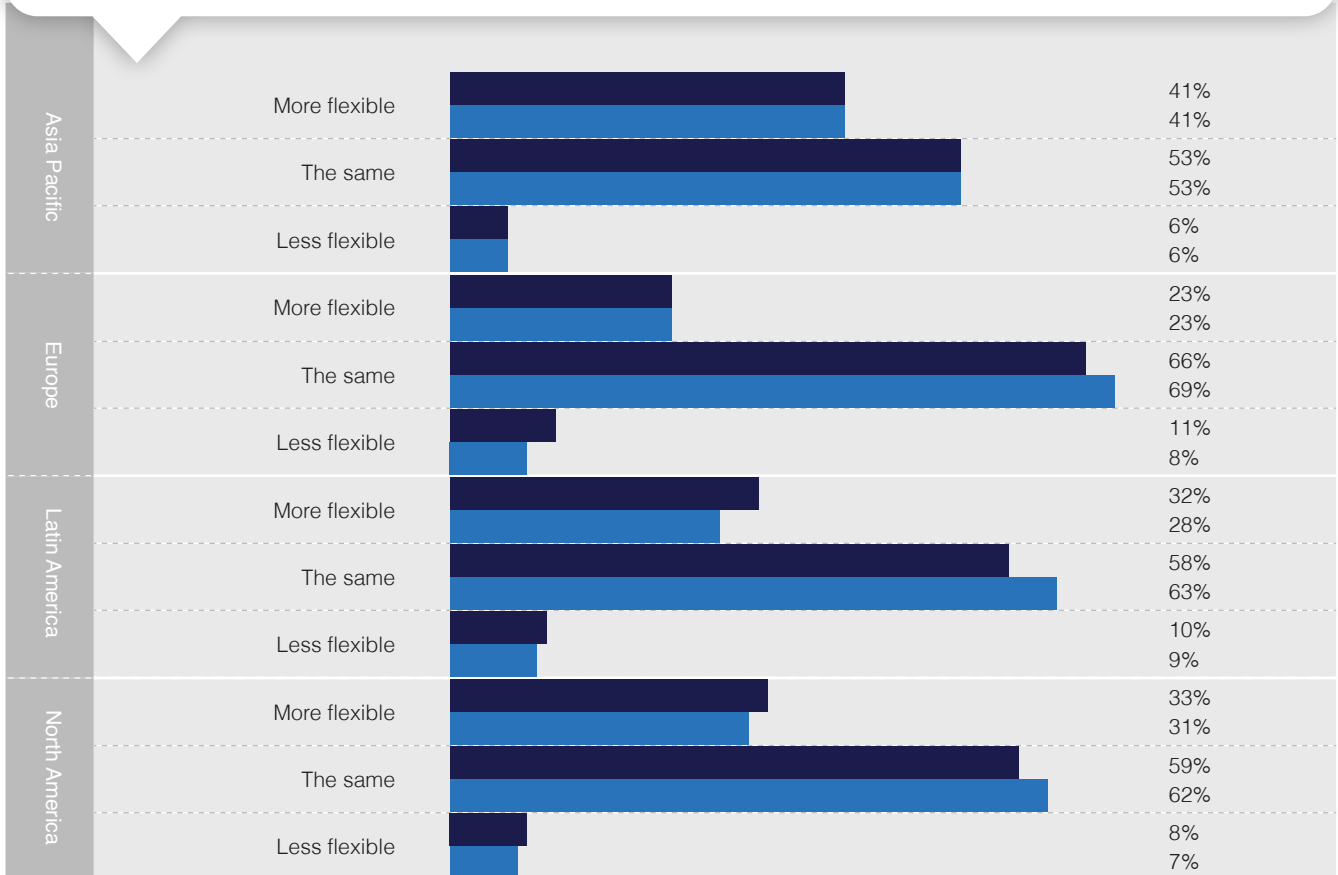
Return-to-office campaigns are making headlines, but are employers really less flexible about work location or hours than a year ago?

Thirty-seven percent of workers say their employer has become more flexible about remote work in the last 12 months. Only 7% say employers are less flexible. More than half of our survey respondents say their employer's policies on work location haven't changed.

This pattern repeats across all four regions in our sample. Respondents in the Asia Pacific region are most likely to say their employer has become more flexible. In Europe, most respondents say their employer's flexibility has stayed constant.

The results are nearly identical when it comes to flexibility around working hours.

Over the last 12 months, has your employer become more or less flexible regarding where and when you work?



Key

Work location
 Work hours

Job insecurity looms large

Remote workers are 1.3 times more likely to feel insecure about their job than hybrid or on-site workers. This finding might reflect a general unease among remote workers given their physical absence from the job site.

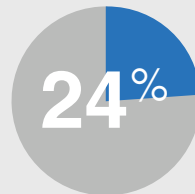
But on a year-over-year basis, feelings of job insecurity afflicted far fewer remote workers in 2023 than they did in 2022. While job insecurity eased among on-site and hybrid workers, too, the percentage change was smaller.

Hybrid workers, many of whom are employed at companies that require at least some on-site work, might be under pressure to show up in person more often as employers become more resolute about the return to office, especially as labour markets in many countries began to cool in 2023.

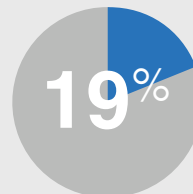


Nearly 44% of workers with infants say their employer is more flexible about hours, compared to parents with adult children (18%) and people without children (33%).

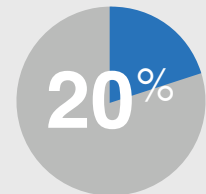
I don't feel secure in my job



Remotely/from home only



On-site / at my workplace only



A mix of both

Remote workers with infants and young children feel especially vulnerable. More than a third of remote-working parents with infants or very young children said they don't feel secure in their jobs.

Still, employers are more likely to give increased flexibility to these same parents. More than half of parents with infants at home (51%) say their employer has become more flexible about work location, in contrast to 18% of parents with adult children and 36% of people who don't have children.



ESG and DEI: a workforce divided

Corporate environmental, social and governance objectives are influenced by regulation and industry, as well as social and cultural norms. Diversity, equity and inclusion goals, similarly, can differ depending upon national mandates, demographics and social attitudes.

Venturing into this uneven and changing landscape, our global survey measures sentiment on ESG and DEI by asking workers about their own values and what they think of their employers' efforts.





Workers cite diversity training as the most common employer initiative and rank it as the most effective (22%). Hiring quotas based on race, gender or other factors are deemed the least effective (5%).

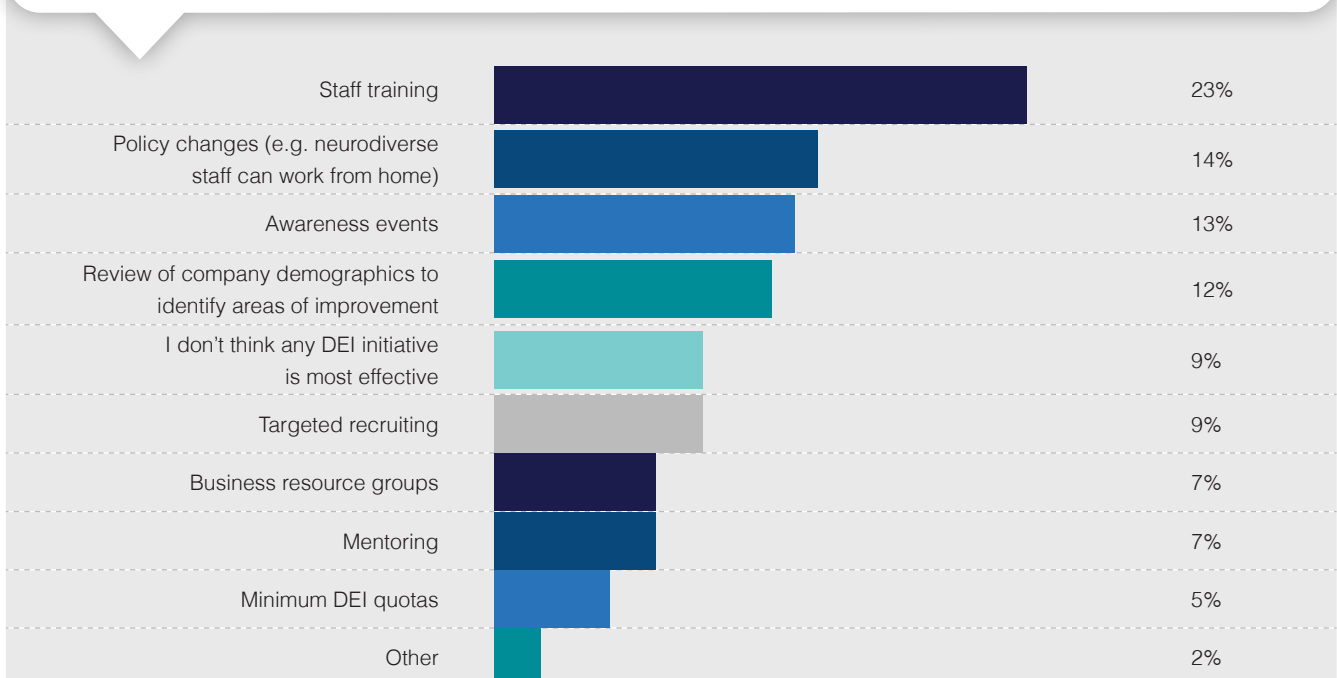
What's popular, and what's effective?

Nearly half of workers say their employers offer diversity training programs, making these the most popular DEI initiative worldwide. Awareness events followed (36%).

When asked about their role in corporate DEI activity, about a third of workers say they participate in targeted recruiting (34%) and policy decisions (32%).

DEI quotas were less commonplace (17%). These initiatives can be unpopular or discouraged by law in some countries, such as the United States, even as they're embraced elsewhere.

Which DEI initiative is the most effective?





Regional differences

Employers in the Asia Pacific region are the most likely to participate in at least one diversity initiative, a result driven by India and China, where almost all workers say their employers participate in DEI initiatives.

The no-participation response was highest in Singapore (22%), Australia (33%), and Japan (39%).

Workers in this region are also more likely to endorse their employer's ESG activities overall.

ESG initiatives are less popular in Europe and North America.

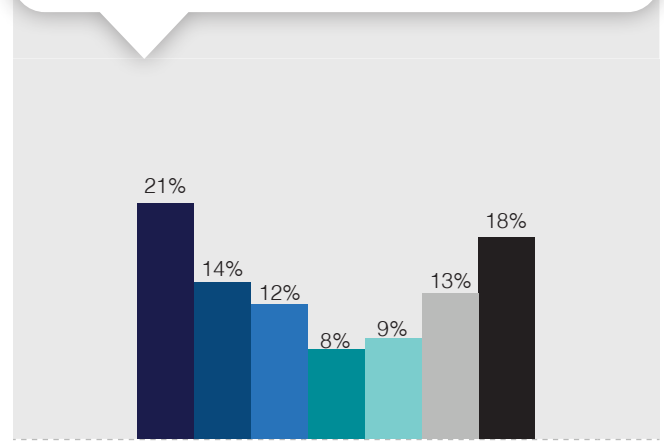
In Europe, nearly 27% of workers say their employer doesn't participate in DEI initiatives.

Employer size

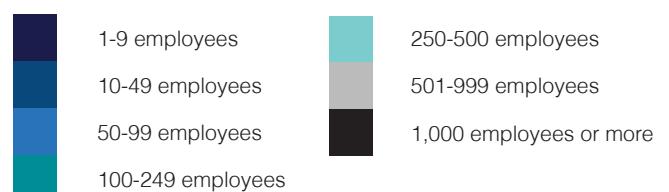
Smaller companies are less likely to invest in the kind of benefits and training that larger companies offer, so it's not surprising that respondents at the smallest firms are the most likely (21%) to say their company lacks DEI programs.

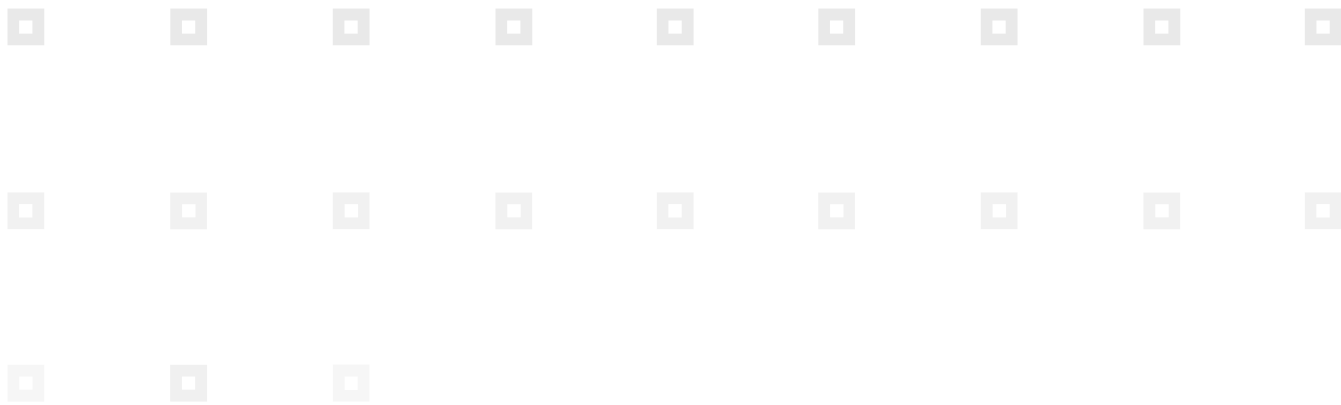
More surprising is that nearly as many workers at the largest companies—those with 1,000 employees or more—had the same response (18%).

My employer doesn't participate in any DEI initiative



Key





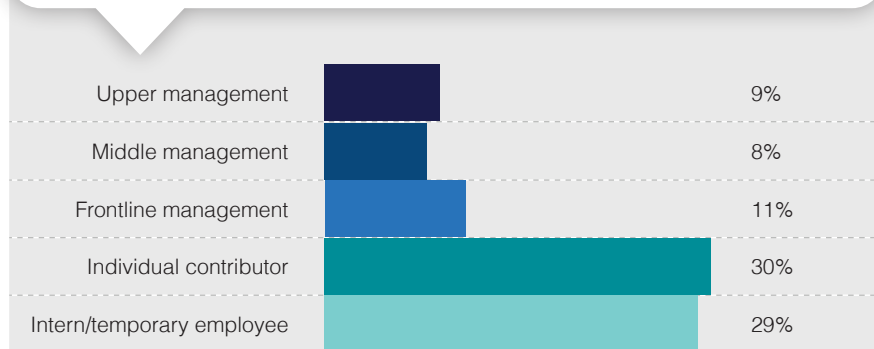
Because this question measures a worker’s awareness of DEI initiatives, however, it might not reflect an employer’s actual activity.

Look at how responses break down by managerial rank. Less than 9% of managers say their employer doesn’t participate in DEI initiatives. Among lower-ranking frontline managers, it’s nearly 12%, and for individual contributors it’s nearly 30%.

It’s likely that higher-level managers are simply more aware of their employer’s DEI initiatives than individual workers are.

The lesson for companies is that awareness campaigns are a key component of successful workforce participation in diversity and inclusion efforts.

My employer doesn’t participate in DEI initiatives



Terminology could be causing confusion

Some workers might incorrectly equate DEI initiatives with race- and gender-based hiring quotas.

In the United States, almost 16% of respondents think their employer sets minimum quotas for diversity hires. That’s implausible given that race-based affirmative action is restricted in many U.S. states and race- and gender-based affirmative action by private employers is limited by law.

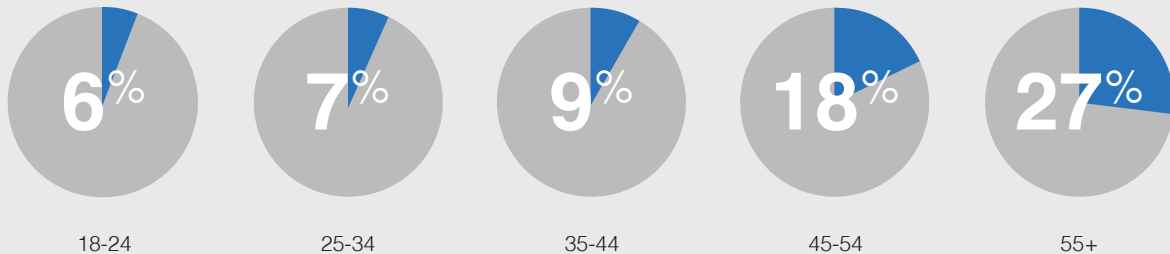
Employers could be failing to communicate with workers about company initiatives and how they work.

The DEI enthusiasm gap

The older a worker, the less enthusiastic they are about DEI efforts. Workers aged 55 and older are nearly five times more likely than 18- to 24-year-olds to doubt the effectiveness of any DEI initiative.

Older workers might be more inclined to favour a multi-pronged approach instead of endorsing one DEI program over another. Or they might be more sceptical about diversity and inclusion initiatives altogether.

No DEI initiative is effective (by age)



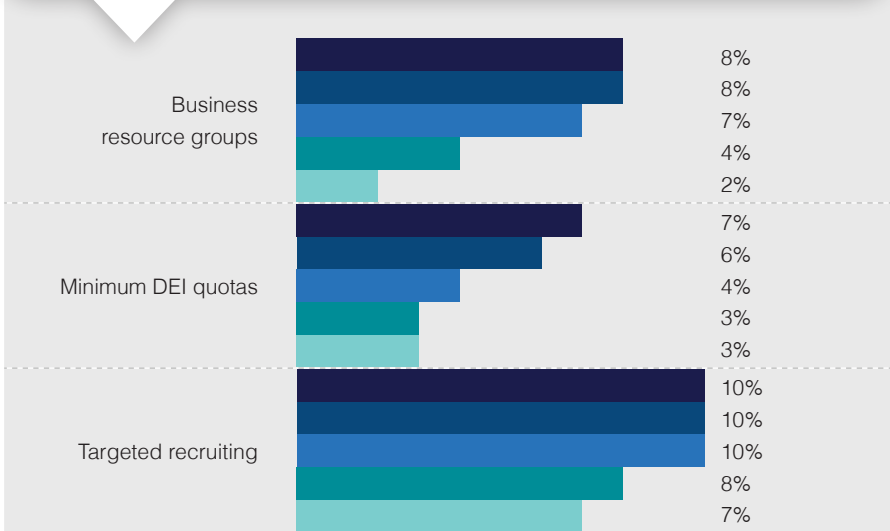
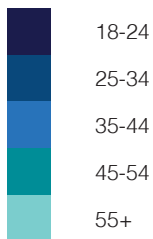
Younger workers are more likely to endorse categorical approaches such as targeted recruiting, tapping into business resource groups and the use of minimum quotas.

Still, these younger workers, like their older peers, are far more likely to favour staff training over other DEI efforts. While young workers are more likely than older workers to endorse targeted recruiting, for example, nearly twice as many young workers still cite staff training as more effective than targeted recruiting.



I'm satisfied with my employer's performance (by age)

Age



Across the board, about two in three workers say they're satisfied with their company's participation in the ESG initiatives they personally value.

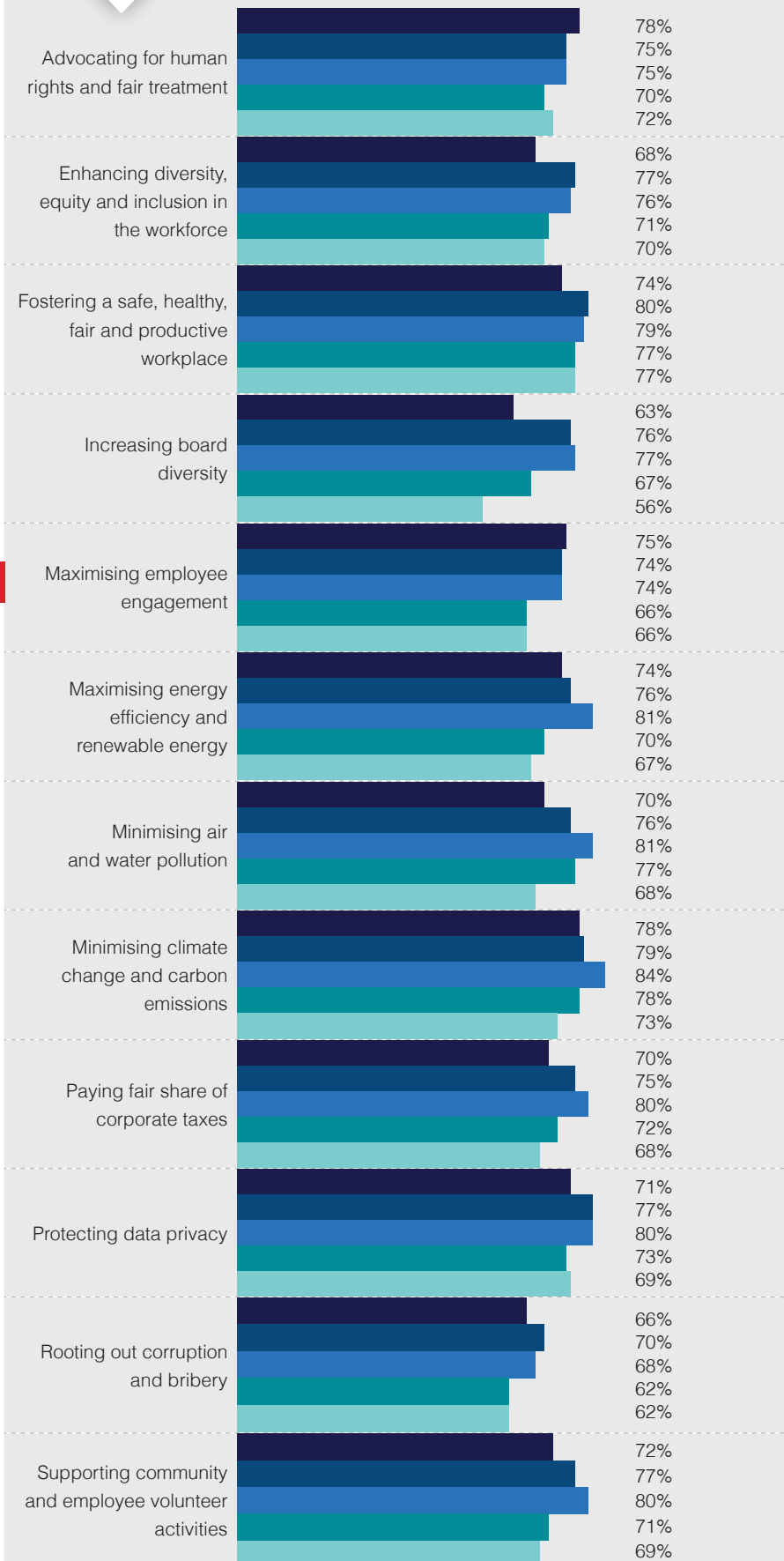
ESG: Worker perceptions

Workers who want to minimise climate change and carbon emissions are most satisfied with their employer's ESG participation in those areas (80%). Employer action on data privacy (79%) and fostering a safe and inclusive workplace (78%) also wins high marks. Rooting out corruption scores lowest on the satisfaction scale but is still strong overall at 67%.

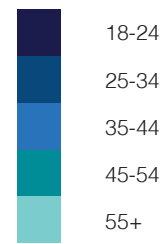
The youngest and oldest workers tend to be the least satisfied with their company's participation in the ESG activities they care about.

There are exceptions. Younger workers are more likely to approve of corporate human rights and efforts to boost employee engagement.

I'm satisfied with my employer's performance (by age)



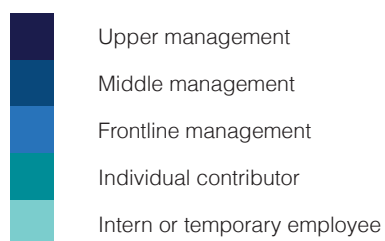
Age



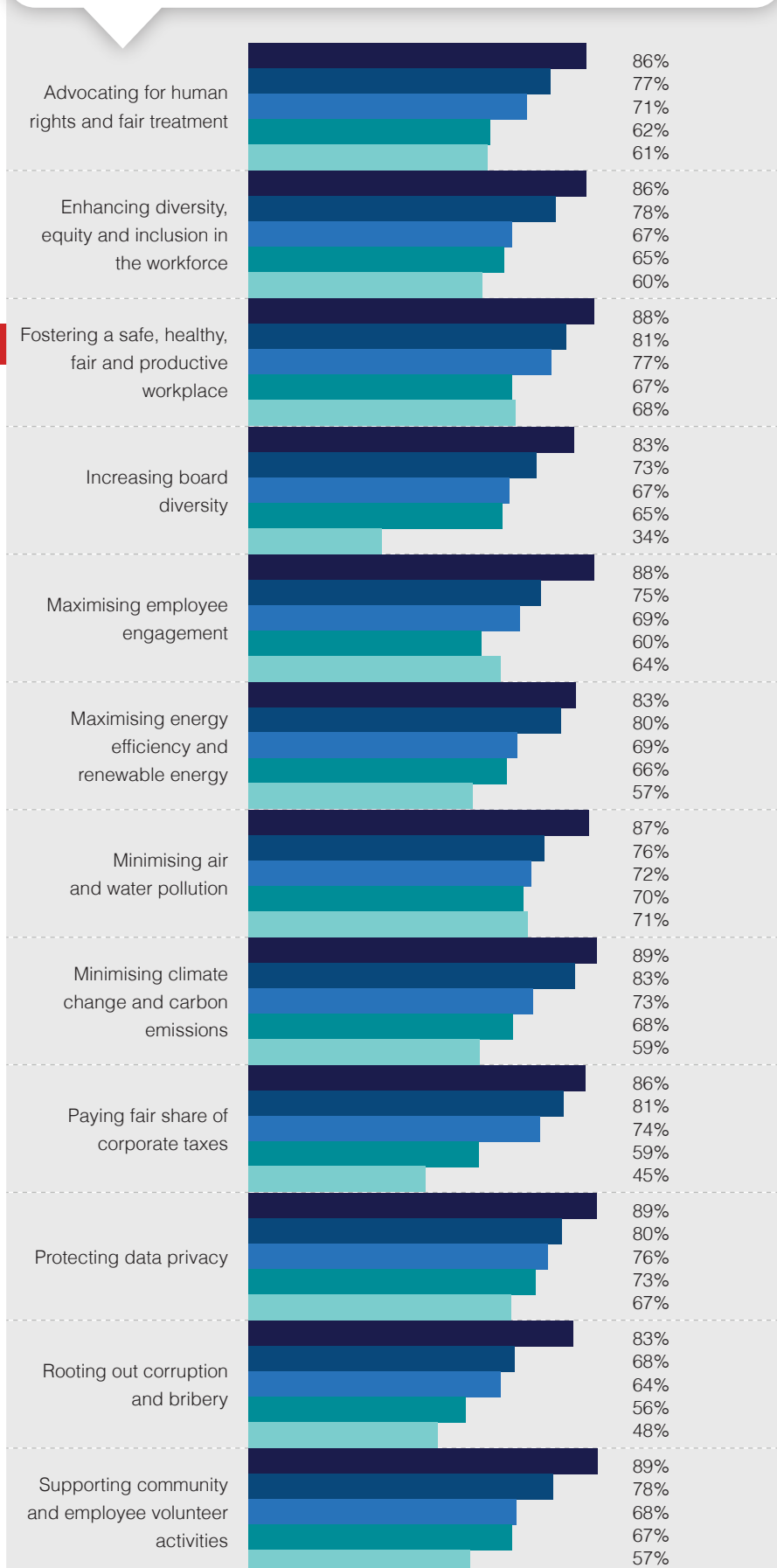
Managers are more likely to be satisfied with their employer's participation in the ESG activities they care about.

I am satisfied with my employer's performance

Key

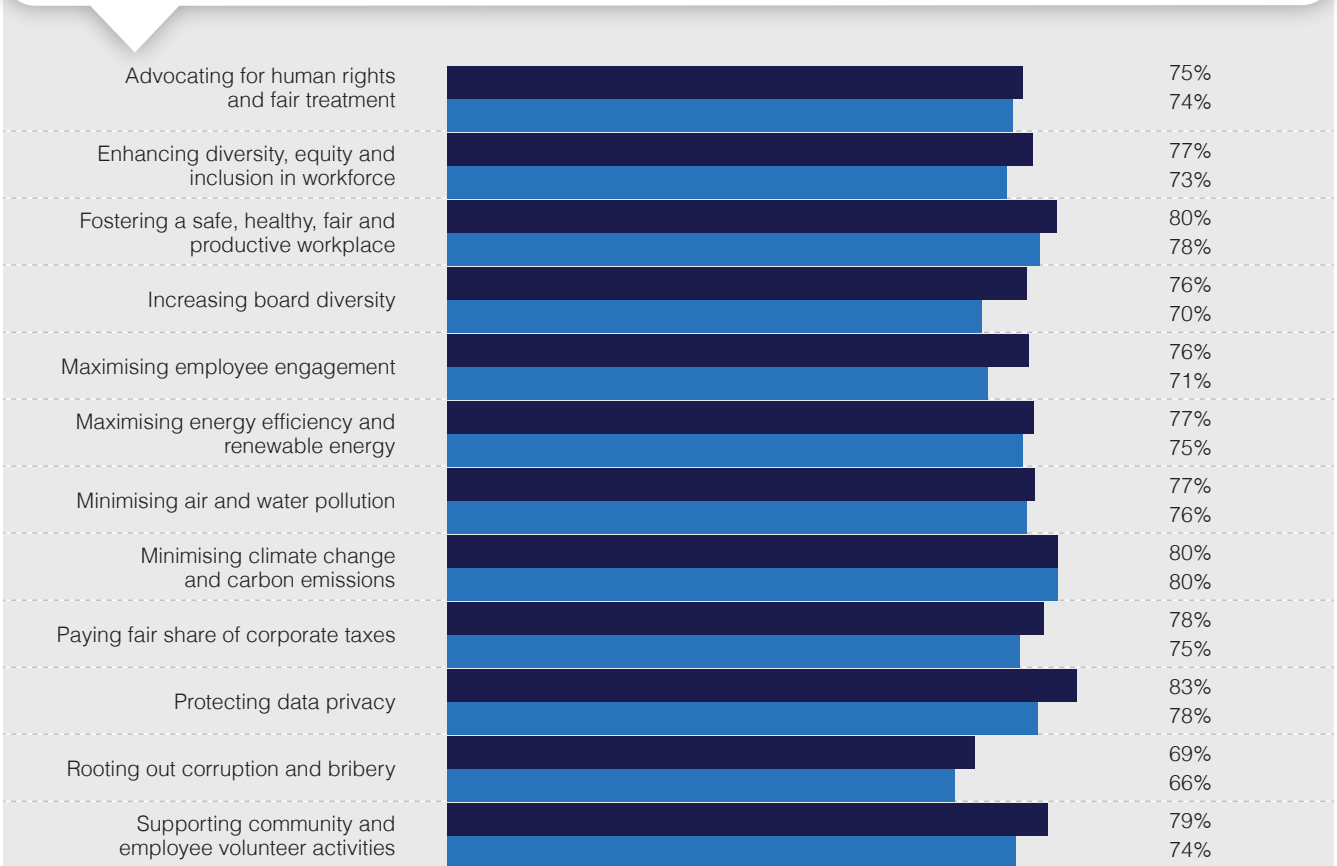


This might mean that the benefits of corporate ESG activities aren't being shared across all levels of the organisation, or that top executives are failing to communicate corporate successes with staff.




Key Female Male

How satisfied are you with your employer's DEI efforts?



While the opinions of women and men generally align when it comes to employer efforts on diversity, equity and inclusion, women are more likely to be satisfied across the board with what their organisations are doing. The biggest difference of opinion is on efforts to increase board diversity, where 76% of women gave their employers good marks, compared to only 70% of men, a six percentage point difference.




The generation gap

Young adults still relatively new to the workforce are enthusiastic about ESG ideals. They're the least likely of any age group to select 'none of the above' (5%) when asked which ESG activities they want their employer to undertake.

Mid- and later-career workers have slightly higher none-of-above response rates than their younger colleagues, and the two cohorts have different ideas on what employers should prioritise when it comes to environmental stewardship, social issues and corporate governance.

Workers aged 24 to 34 are 1.5 times more likely than younger employees to prize a safe, healthy, fair and productive workplace (41% versus 27%), and 1.2 times more likely to prioritise data privacy (39% versus 32%).

Age differences are particularly pronounced when it comes to diversity, equity and inclusion. The older the worker, the less likely they are to endorse company participation in diversity programs. More than 40% of workers aged 25 to 34 prize diversification and inclusion efforts, compared to 33% of workers 45 to 54.

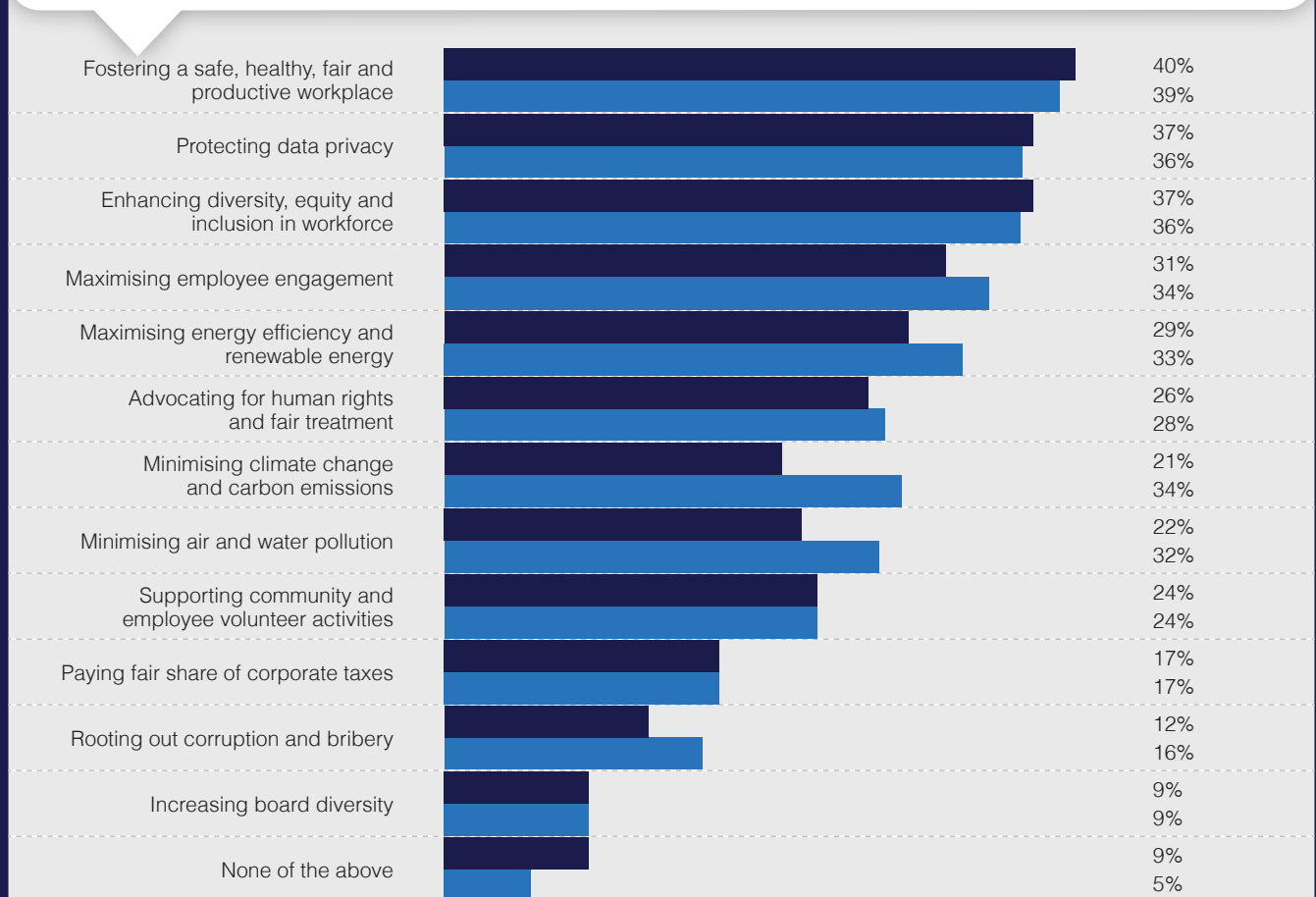


The gender gap

Women more than men say they value employer efforts in fairness, data privacy and diversity. More men than women want their employers to direct resources toward employee engagement, environmental stewardship and rooting out corruption.

Women also seem more satisfied than men with their employers' efforts.

Which ESG activity should your employer participate in?



Key



Career development: room for improvement

Workers aren't happy with their employers when it comes to skills development and training. And a worker's skills—or lack of skills—informs how they feel about the rise of artificial intelligence.

While most (60%) agree they have the skills needed to advance their career to the next job level in the next three years, less than half (47%) feel their employer invests in the skills they need to advance.

Almost half of the global workforce surveyed agree that skill sets of the future will include technological prowess that's not considered imperative to the job today.



AI: friend or foe?

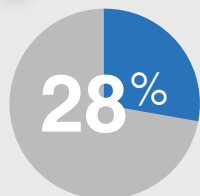
Artificial intelligence looms large for people worried about job security. More than 25% of workers think AI will help them with certain tasks, and nearly 20% think it will help them on a daily basis.

In all, 43% of workers think having AI on the job will be a good thing. Almost as many (42%) think AI will replace most or some of their job functions.

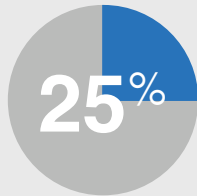
What's behind this dramatic split?

Among workers who expect to get regular help from AI, a huge share—70%—are confident they have the skills they need to advance their career in the next three years. For workers who think AI will occasionally help them, 65% think they have the skills they need.

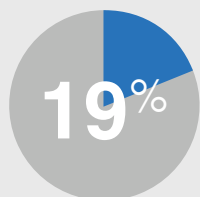
What role do you think artificial intelligence will play in your work over the next 2-3 years?



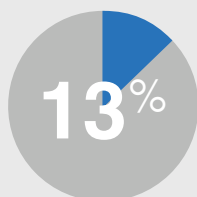
It will replace some of my existing functions



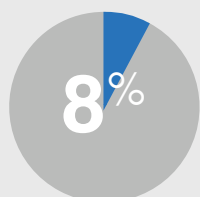
It will occasionally help me with certain tasks



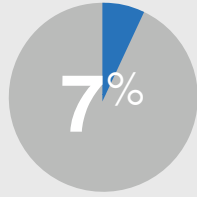
It's going to help me save time on a daily basis



It will replace most of my existing functions



It will have no impact



I do not know enough about artificial intelligence to make a selection

Even among workers who think AI will replace some of their job functions, most (58%) think they have the skills they need.

The trend continues in this direction. Workers who most fear AI have the least confidence in their skill set. Only 45% think they have the skills they'll need.

Among the workers most bullish about AI, more than half say their employer is investing in the skills training they need. As workers grow less confident in their employers' willingness or ability to invest in them, however, they grow more concerned about AI muscling in on their jobs.

The skills confidence gap

Most workers (53%) lack confidence that their employer is investing in their skills development.

Among workers aged 18 to 24, only 43% think they have the skills they need to advance their career. That sentiment changes quickly as workers age, however. Among 25- to 34-year-olds, 62% say they have the skills they need.

Young adults aren't reluctant to ask for training. More than 72% of 25- to 34-year-olds talk to their employers about skills and training, as do 69% of their younger colleagues.

The small-employer advantage

Smaller companies do well when it comes to skills development. Employers with between 100 and 249 workers win the highest marks on training, with nearly 57% of workers reporting confidence in their ability to obtain needed skills on the job.

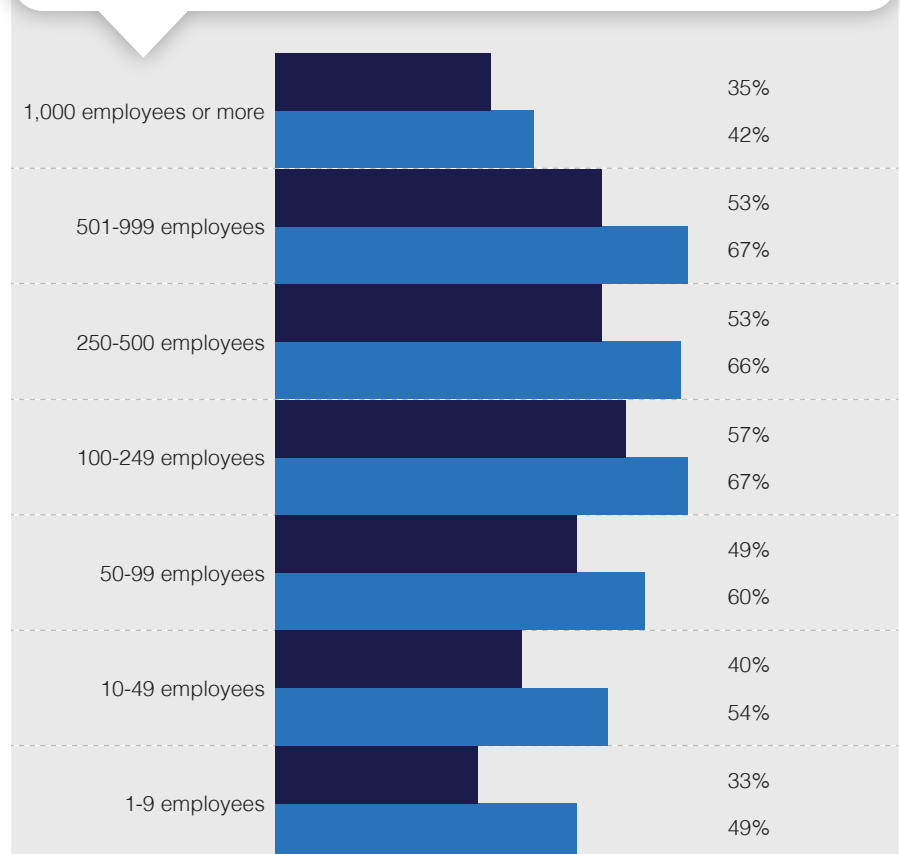
At companies with 1,000 or more employees, only 35% of workers feel they're being offered the skills training they need to advance their careers.

Key

■ I feel my employer invests in the skills I need for me to advance my career in the future

■ I have skills needed to advance my career to the next job level in the next 3 years

Share of workers by company size who agree or strongly agree with two statements...





People at small- to mid-sized companies also are more likely to talk with their employers about skill requirements and career progression. This pattern speaks to a possible development scaling problem at the largest companies.

Regional differences

Most workers, regardless of their location, think their employer isn't investing in the skills they need to advance their career. This lack of confidence is most acute in Europe, where less than a third of workers have faith in their company to deliver.

In the Asia Pacific region, nearly half of workers are confident in their employer's investment in training.


Latin America has the largest share of workers (71%) who are confident they have the skills they need to advance in the next three years. North America is second, with a 61% share.

European companies are the least likely to discuss skills development or career progression with their employees. What's more, only 46% of European workers talk to their employers about career progression, 20% less than workers globally.





Stress, the constant companion



Half of the world's workers report stress on the job. And about 15% experience high stress on the job every day.

It's an important metric. Stress is strongly associated with feelings of poor mental health. Highly stressed employees are much more likely to say that they can't do their job to the best of their ability. Even workers under moderate stress say they need more breaks.

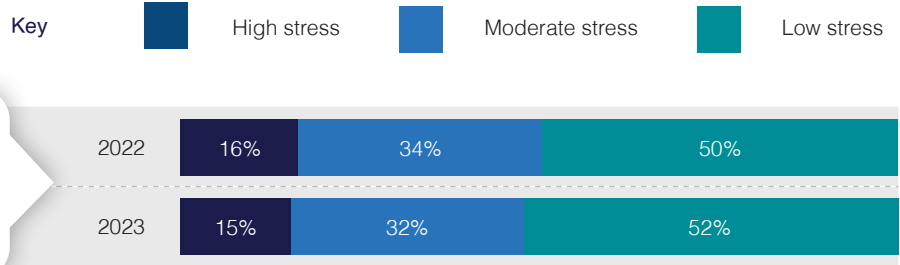
Stress also can erode worker satisfaction. Highly stressed employees are much more likely to be considering a change of job than their less-stressed peers.

We used the prevalence of stress in the workplace to categorise workers as high stress (stress every day on the job), moderate stress (stress multiple times a week) and low stress (once a week or less).





Share of people experiencing stress



Note: Numbers might not add to 100% due to averaging and rounding.

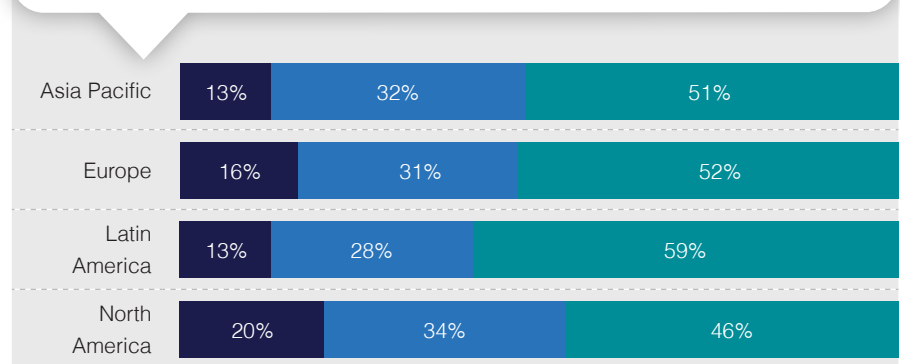
The proportion of workers who say they experience stress every day is on a downward trend, falling from 19% in 2021, to 16% in 2022, to 15% in 2023.

In fact, everyday stress is now less prevalent than it was before the pandemic. Sixteen percent of workers globally said they experience stress daily.

Stress by the numbers

Geography: no country is immune from stress in the workplace, but workers in North America have it particularly bad, with one in five reporting daily on-the-job stress.

Stress by region



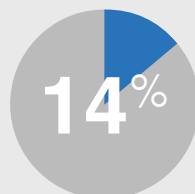
Key High stress Moderate stress Low stress

Note: Numbers might not add to 100% due to averaging and rounding.

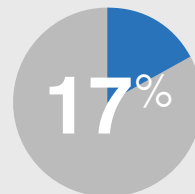


Stress by gender

Gender: women of all ages report higher stress than men. Rank, or the lack of it, seems to play no role in this gender difference. Women report higher stress than men at every level in the work hierarchy.



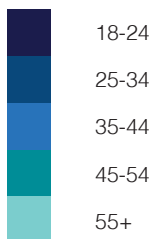
Male



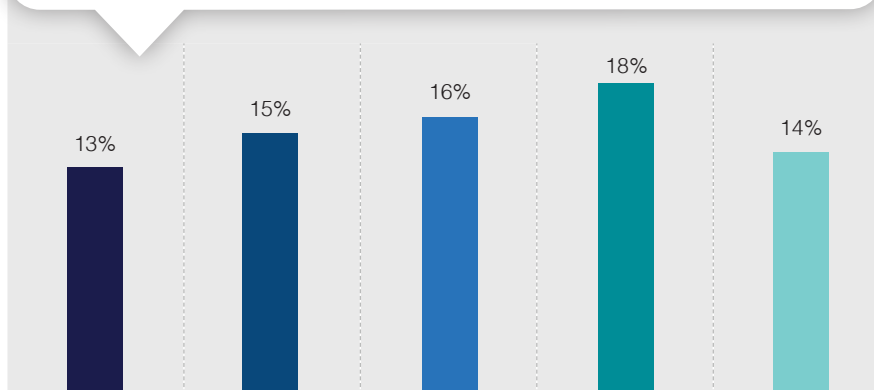
Female

Age: as workers get older, they report higher levels of daily stress. The trend reverses itself as they approach retirement.

Key

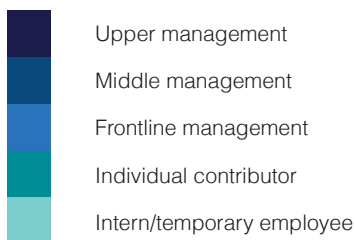


Stress by age

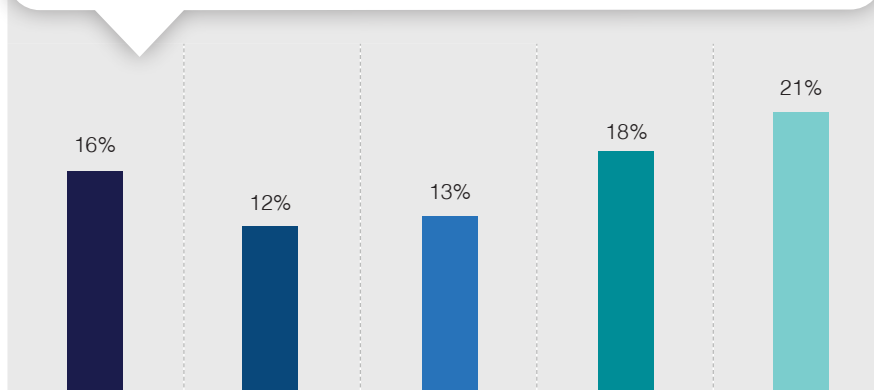



Rank: one might think that as stress rises with age, it also rises as people move up the managerial ranks. Instead, interns and individual contributors report the highest levels of stress in the workplace.

Key



Stress by managerial level



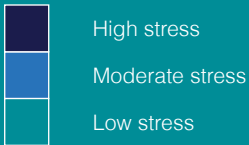


The special case of North America

Workers in North America report a higher incidence of stress than in other parts of the world, a trend driven by the United States. Only workers in Germany report a higher combined incidence of high and moderate stress.

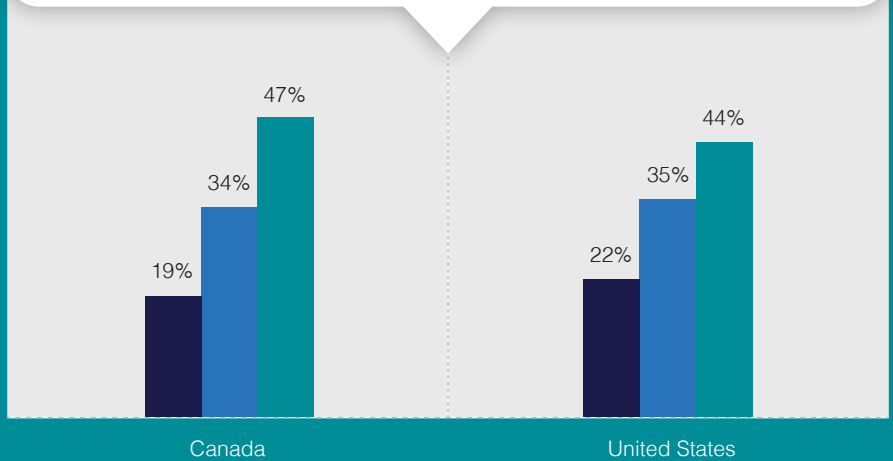
Highly stressed workers in North America are twice as likely to report poor mental health than less-stressed workers.

Key

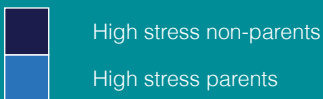


Parents in North America, particularly American parents, report significantly higher levels of stress than workers who don't have children.

Stress in North America

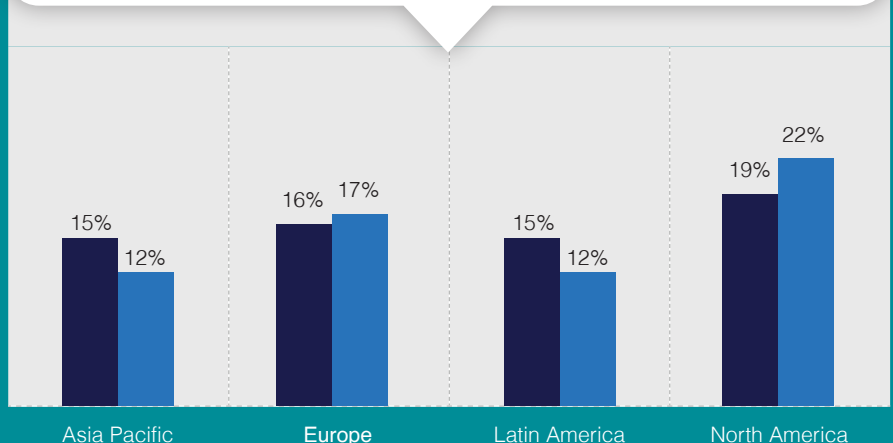


Key



And as children enter their late teens and early adulthood, parent-reported stress gets only worse, especially in North America.

Stress by parental status





Employers have room for improvement

Regardless of their stress level, workers have something in common: most say their employer is doing nothing to promote mental health. Organisations that stepped up to the plate during the pandemic seem to have pulled back on that extra help.

Only 21% of people feel their employer is fully supporting their mental wellbeing. Employees in our global sample who feel supported by managers and colleagues are less likely to be in the high-stress category.

Employers should note that people who report high stress often feel that their work suffers due to poor mental health. This sentiment could stem from the lack of work-based conversations about physical and mental health issues. People in the high-stress category say their employers aren't equipped to discuss mental health.

People in the low-stress grouping say they're more likely to engage in team-building activities, take days off and have regular check-ins with their managers. We can't say that there's a cause-and-effect dynamic at work, but we do know there's a link.





Conclusion

While the labour market has stabilised considerably in recent years, workforce sentiment continues to shift as changing workplace norms, long-in-the-making demographic shifts, and emergent technologies tied to artificial intelligence collide. These massive movements promise that the world of work will be marked by continual and rapid change for the foreseeable future.

For employers, this evolution is both an opportunity and a challenge. Companies simply can't provide certainty to workers concerned about job security, diversity, equity and inclusion, workplace stress, and pay.

Instead, **transparent communication** will be key to navigating this transition. It's important that employers clearly explain corporate initiatives and their impact on the issues workers care most about. Understanding the goals of the organisation, metrics for success, and their role in achieving goals will keep employees engaged and motivated, even as their work—and the world—changes.

A second critical component is **nurturing trust**. Modern work arrangements have provided the global workforce with more autonomy than ever before. But that autonomy is undermined by employer monitoring. Setting clear standards for off-site work will ensure that the needs of both employees and their employers are being met.

Third, corporations should consider adopting a mandate to **manage worker expectations**. As tenured and experienced workers head into retirement and a new generation rises—one imbued with a pandemic-altered outlook—companies must manage changing and sometimes lofty worker expectations.

Understanding and responding to diverse employee views on salary, corporate responsibility and career development will require abandoning rigid policies in favour of an approach that adapts to workers' needs.

Finally, in today's era of rapid change, companies need to **develop human capital**. Demographic shifts and emergent AI technologies make plain that the world of work is being transformed. To keep up with the pace of change, employers can't simply recruit talent to fill the jobs of today. They also must develop that talent and increase skills for future jobs that will need filling.

By fostering an environment of continual learning, companies can provide resources for workers to grow their professional expertise and acquire new skills. Investment in training and development will help employers reach higher levels of productivity.

***Change is not just a challenge.
It's an opportunity for growth.***

People at Work 2024: A Workforce View in Asia Pacific

Introduction

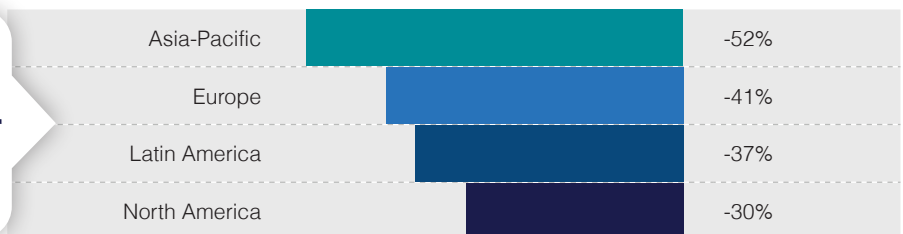
The Asia Pacific region is one of contradictions. Workers here have widely divergent views on job security, pay, diversity efforts and more.

It might be that the distinctive cultures and economies of this region—Australia, China, India, Japan and Singapore in this study—naturally give rise to disparate worker experiences and expectations. These countries might share a neighborhood, but their economies could not be more different.

Some broad conclusions can still be drawn, however. Like their global counterparts, workers in Asia Pacific prioritise salary, but more than half also value job security. That share is especially large in India and China.

Overall, people working in Asia Pacific feel far more secure about their jobs than they did a year ago. China and India are the standouts, where the share of workers reporting job insecurity fell more than 18% and 25%, respectively, in 2023.

I don't feel secure in my job (year-over-year change by region)





Wage stagnation, too, has eased more in the region than elsewhere. The share of Asia Pacific workers who had no change in their pay fell from 32% in 2022 to 26% in 2023, the biggest drop in any part of the world. Still, 18% of workers expect no change in their pay, up from 13% a year ago.

Women saw some of the biggest improvements, with their share of wage-stagnant workers shrinking from 40% to 27%. That wasn't enough to close the gap with men, however. Wage stagnation among men fell by three percentage points.



Only in the Asia Pacific region do a majority of women (52%) think their company has improved on pay equity.

Among both men and women in Asia Pacific, more workers anticipate wage stagnation in 2024 than they did in 2023 (from 16% to 21% among women and from 11% to 17% for men), a sentiment that coincides with forecasts of slowing economic growth in China and only a mild expansion in Japan.

The region has the largest share of respondents who think their employer has improved on diversity and inclusion (51% compared to the global average of 48%).

On diversity, pay equity and the environment, employer efforts are less divisive among workers in Asia Pacific than elsewhere. Asia Pacific employers also are the world's most likely to participate in at least one diversity initiative, a result driven heavily by India and China, where nearly all workers say their employers participate in DEI initiatives.



Country highlights

1 Australia

Workers in Australia are less likely to value job security (42%) than their counterparts across the Asia Pacific region (51%), but they are much more likely to value flexibility of hours. Seventy-six percent are satisfied with the job security afforded by their employer, a much smaller share than globally (81%) and across Asia Pacific (83%). And employers in Australia could do more to provide their staff with financial wellbeing advice – only 43% of respondents say they receive this information, significantly trailing the region (67%) and workers globally (61%). Workers also are much less likely to be recognised for their contributions.

3 India

Workers in India report the greatest workplace flexibility, but 76% say they suffer from on-the-job stress, the largest share of any country in our survey. More than 48% think their work is suffering due to poor mental health, the largest share of any country. More than 40% say they have two or more sources of income, also a record large share. It might be no surprise, then, that workers in India are more likely to say they're trying to change jobs. Yet these same workers also report the highest levels of satisfaction in their current employment - 81% - the largest share of any country.

2 China

Workers in China prize job security highly, and 84% of employees say they're satisfied with their level of job security. That's one of the largest groups of any country. They're less likely than workers in any other country to feel underpaid for the work they do, and only 13%—the smallest share in Asia Pacific—are actively trying to change jobs. Half say they have never been underpaid, a large share when compared to the region and workers globally (both 38%). While a small share of people in China (8%) experience stress at work every day, women are much more likely (42%) than men (27%) to report that they suffer from job-related mental health issues.

4 Japan

Of all countries surveyed, Japan has the smallest share of satisfied workers (46%). In fact, among all workers in Asia Pacific countries, those in Japan are more likely to say they're unhappy with their career progression, gender pay equity, environmental stewardship and employer attention to their contributions and financial and mental wellbeing. Japan also has the largest gender gap when it comes to satisfaction with pay, on-the-job recognition, mental wellbeing, and feeling safe at work, with women far more likely to report feeling satisfied in these areas than men. Still, more than half of workers in Japan say they haven't considered a career change in the past year, the largest share by far of any country.

Singapore

Workers value salary in Singapore (71%) more than anywhere else we surveyed. But less than half of workers are satisfied with what they earn, a small share when compared to the region (67%) and globally (65%). Nearly 81% of workers in Singapore have only one source of income, the largest share of any Asia Pacific country, and a relatively large share (27%) say they feel insecure in their jobs. Workers in Singapore are much less likely than their regional and global counterparts to report that their employers have become better at gender pay

equality, environmental stewardship and diversity.

Interestingly, although Australians say they're most prone to stress, experiencing it on average 12 times per week, they're least disposed to say that it adversely affects their work (57% say so). Whereas, in the next most stressed Asia Pacific nation – India – where workers experience stress 11 times per week, 76% say it affects their work.

While 24% of Australians and 21% of Singaporeans say their employer doesn't participate in DEI initiatives, this falls to just 11% in China and 6% in India.

By the numbers

81%

India has the largest share of workers who are satisfied in their current employment.

In **India**, a record number of respondents say their work suffers because of stress. India was followed by another Asia Pacific country, **Singapore** (68%). In contrast, about half of workers in **Japan** and **Australia** say their work is affected by stress. Only the **Netherlands** is lower (44%).

76%

Most people in **Singapore** prize salary as an important job attribute, the largest share of any country in our global sample. Less than half (48%) are dissatisfied with their pay.

71%

51%

More than half of **Asia Pacific** workers rank job security high on their list of prized job attributes, a far greater share than in **Europe** (35%), **Latin America** (36%) and **North America** (35%).

41%

India breaks another world record as home to the largest share of workers who hold two or more jobs. Workers in **Singapore** and **Australia** are among the least likely in the world to have more than one source of income.

31%

Less than a third of people in **China** say they're underpaid for the job they do, the smallest share in the world. **Japan** has the second-smallest share (36%).

27%

Singapore has the largest share of respondents who feel insecure in their job. **India** and **Japan** also have high levels of job insecurity. **China** was at the other end of the spectrum, with only 16% of workers saying they feel insecure, the smallest share globally.



About the Institute

The mission of the ADP Research Institute is to generate data driven discoveries about the world of work and derive reliable economic indicators from these insights. We offer these findings to the world as our unique contribution to making the world of work better and more productive, and to bring greater awareness to the economy at large. For more information, visit ADPRI.org.

About ADP (NASDAQ – ADP)

Designing better ways to work through cutting-edge products, premium services and exceptional experiences that enable people to reach their full potential. HR, Talent, Time and Payroll, informed by data and designed for people. Learn more at au.adp.com

ADP, the ADP logo and the ADP Research Institute are trademarks of ADP, Inc.
All other marks are the property of their respective owners.
Copyright © 2024 ADP, Inc.